

Light Measurement Report

Print date: 20-3-2025

Measurement date and time: 20-3-2025 08:56:20 – Measurement no. VFR-250320-0434-MS

Measurement tracking No. and Link: [VT250320-008243](#)

Operator:



Laboratory and Equipment

Laboratory Owner and Location
Goniospectrometer System and Type
Sensor Name, Calibr. Date and Serial No.
Spectrometer Manufacturer and Model

Viso Systems, Copenhagen V, Denmark
LabSpion – Type C, horizontal
LabSensor Model2 – 11-1-2024 – 3130191315
Ibsen Photonics, Denmark – Freedom VIS (Custom Viso)

Measurement Conditions

Number of C-planes and Resolution
 γ (gamma)-Resolution
Test Distance
Input Power, Power and Displ. Factors
Input RMS Voltage and Current
Frequency of Input Power
Warm-up Time and Variation

72 planes – 5°
5°
2,01 m
15,1 W – PF 0,88 – DPF 1,0
230 V – 0,075 A
50 Hz
Lamp stabilized in 23 min 59 sec – 2,0%

Tested Light Source

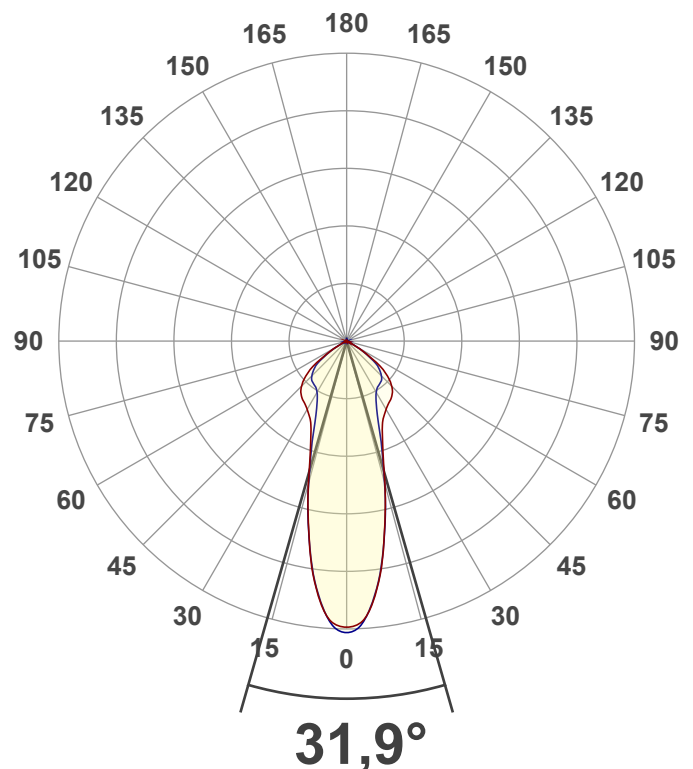
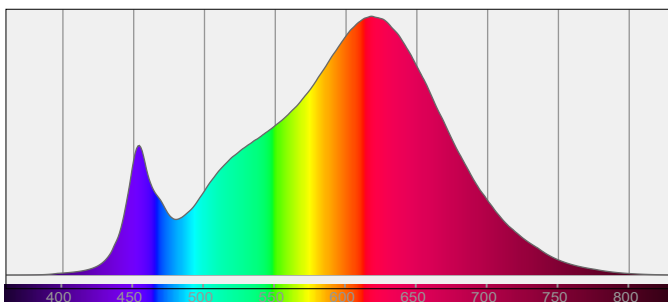
Product Name
Item No. and Manufacturer
Product Description (line 1)

801502-2700K
801502-2700K – Dutchfulfillment
LED AR111 | GU10 | SPOT | 15W | DIMBAAR | ZWART

Main Light Measurement Results

Output – Total Lumen (Up% / Down%)
Efficiency
Peak Intensity and Beam Angle
Correlated Color Temperature, Target/Measured
Color Rendering Index
Color Rendering TM30-18
Color Shift, CIE duv and MacAdam Steps
Flicker

1065 lm – 0,03% / 99,97%
71 lm/W
1364 cd – 31,9°
CCT = 2700 K / 2848 K
CRI 92,6
 R_f 91,1 – R_g 99,6
Duv -0,0028 – SDCM 7,1
SVM 0,28 – PstLM 0,03



Light Measurement Report

Print date: 20-3-2025

Measurement date and time: 20-3-2025 08:56:20 – Measurement no. VFR-250320-0434-MS

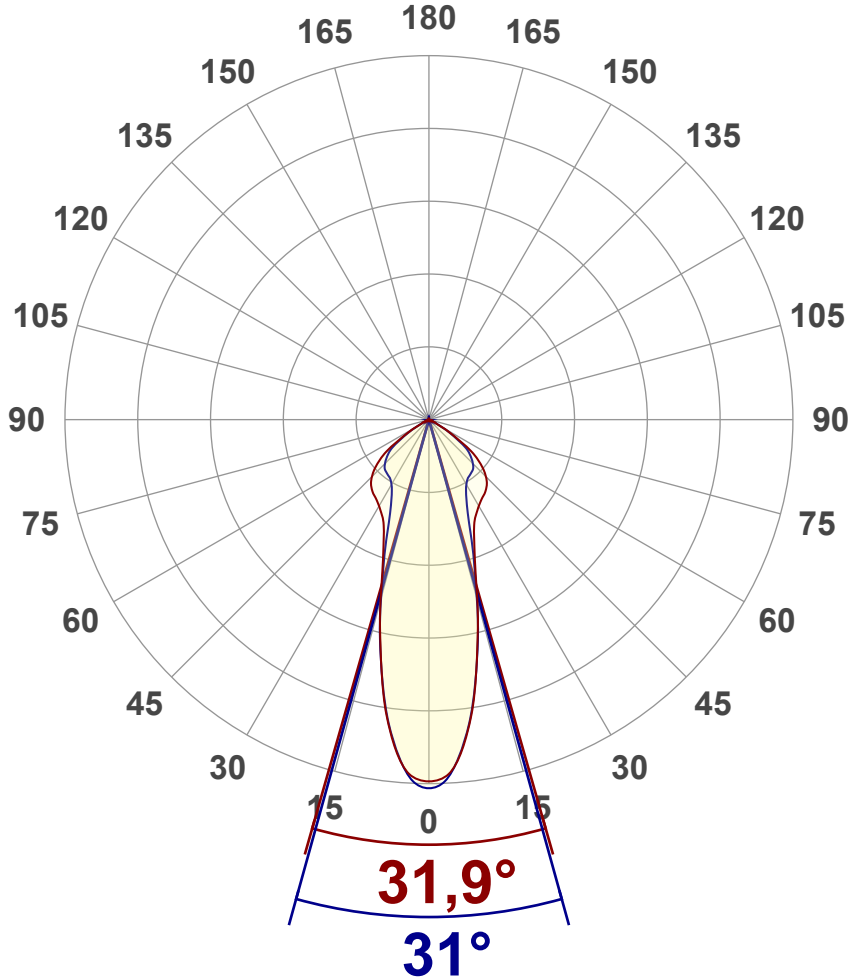
Measurement tracking No. and Link: [VT250320-008243](#)

Operator:



Luminous Intensity diagram

Unit: 0-100% of peak intensity



Main Values

| | |
|----------------------|----------------|
| Output (total Lumen) | 1065 lm |
| Lumen Up% / Down% | 0,03% / 99,97% |
| Peak Intensity | 1364 cd |
| Beam Angle (50%) | 31,9° |
| Beam Angle (90%) | 31° |
| Beam Angle (10%) | 31,3° |

Cut-off Angle

| | |
|--------------|--------|
| Average 2,5% | 125,8° |
|--------------|--------|

Field Angle

| | |
|-------------|------|
| Average 10% | 112° |
|-------------|------|

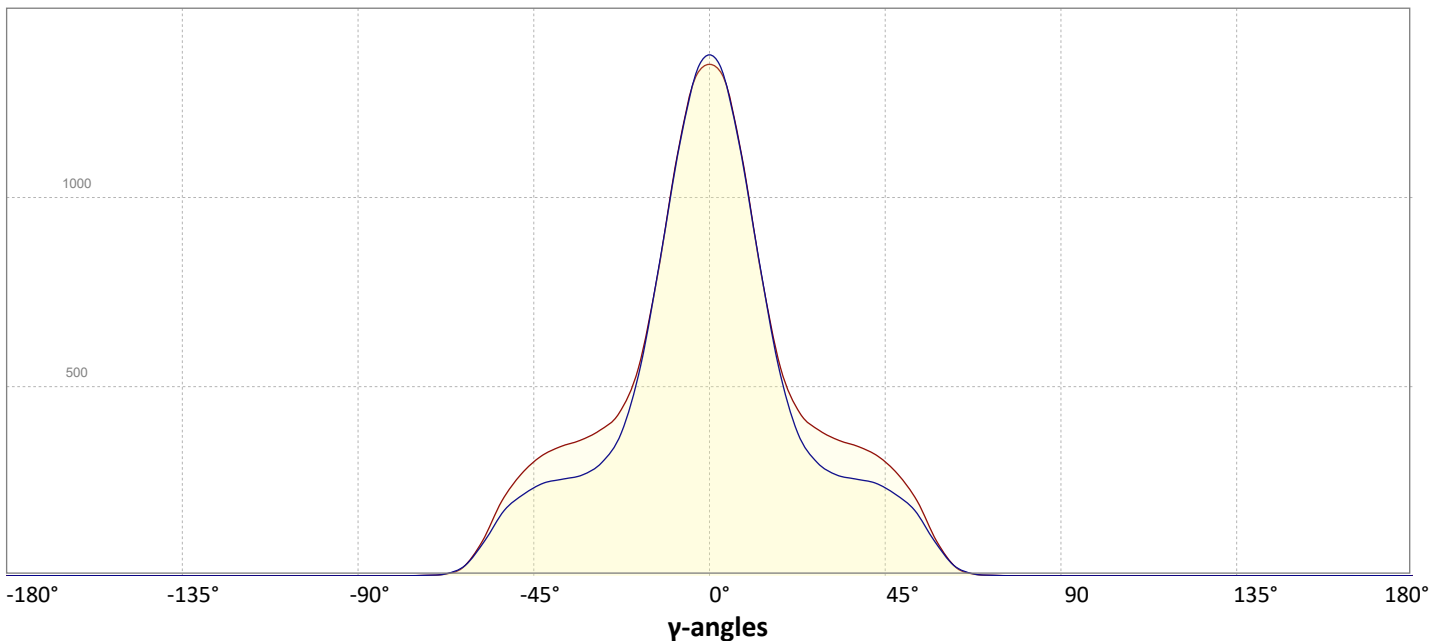
Intensity Ratio

| | |
|--------------|-------|
| In 120° cone | 97,9% |
| In 90° cone | 75,4% |

C000-C180

C090-C270

Linear distribution diagram - Intensity (candela) vs γ -angle



Light Measurement Report

Print date: 20-3-2025

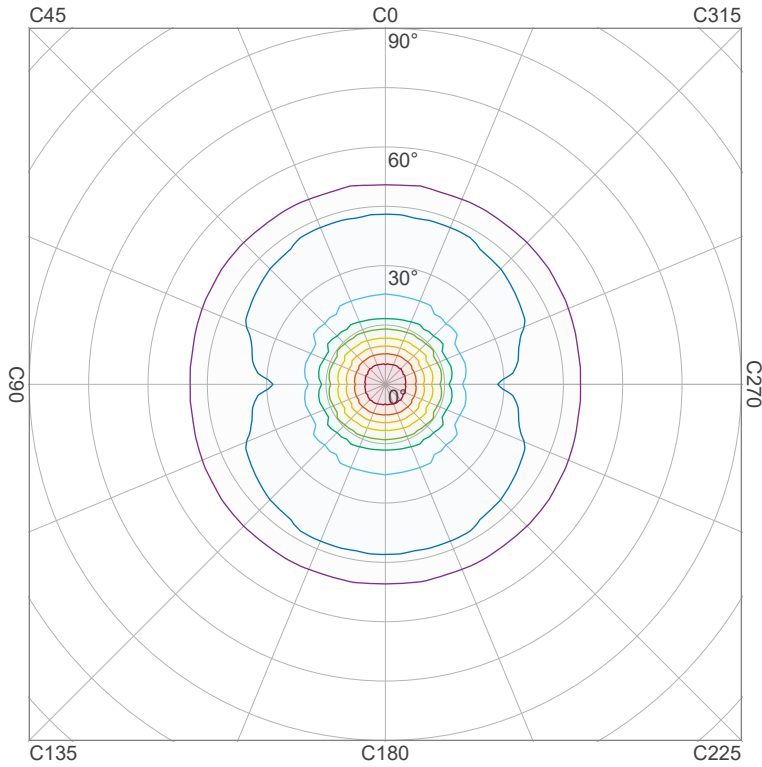
Measurement date and time: 20-3-2025 08:56:20 – Measurement no. VFR-250320-0434-MS

Measurement tracking No. and Link: [VT250320-008243](#)

Operator:



Iso-intensity Diagram (Iso-candela)

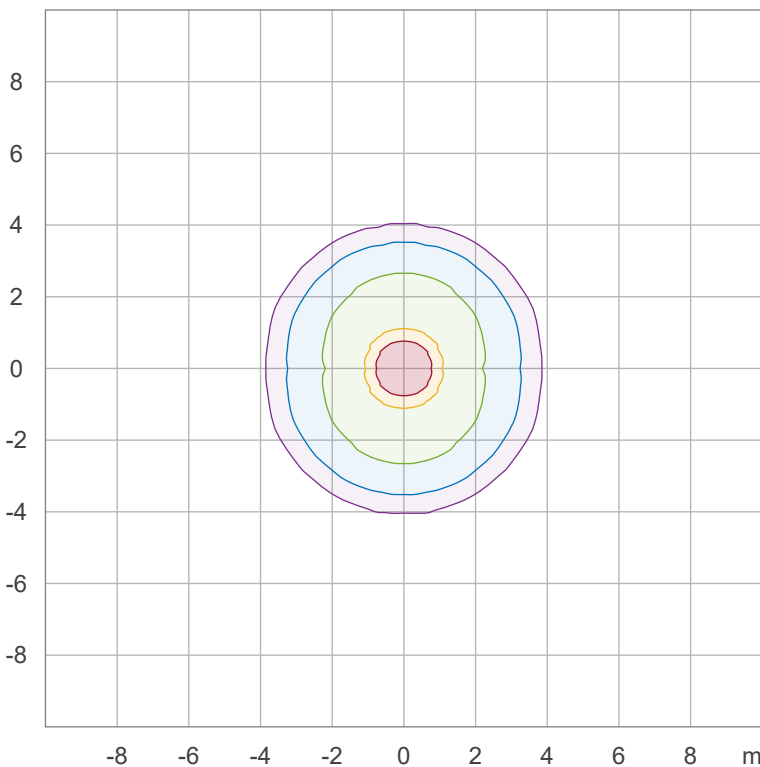


| | |
|------|-----------|
| 90 % | 1227,6 cd |
| 80 % | 1091,2 cd |
| 70 % | 954,8 cd |
| 60 % | 818,4 cd |
| 50 % | 682,0 cd |
| 40 % | 545,6 cd |
| 30 % | 409,2 cd |
| 20 % | 272,8 cd |
| 10 % | 136,4 cd |

Peak intensity: 1364,0 cd

Number of c-planes: 72

Iso-illuminance Diagram (Iso-lux)



| | |
|--------|---------|
| 50,0 % | 75,7 lx |
| 30,0 % | 45,4 lx |
| 10,0 % | 15,1 lx |
| 5,0 % | 7,6 lx |
| 3,0 % | 4,5 lx |

Peak illuminance: 151,5 lx

Mounting height: 3,0 m

Number of c-planes: 72

Light Measurement Report

Print date: 20-3-2025

Measurement date and time: 20-3-2025 08:56:20 – Measurement no. VFR-250320-0434-MS

Measurement tracking No. and Link: [VT250320-008243](#)

Operator:

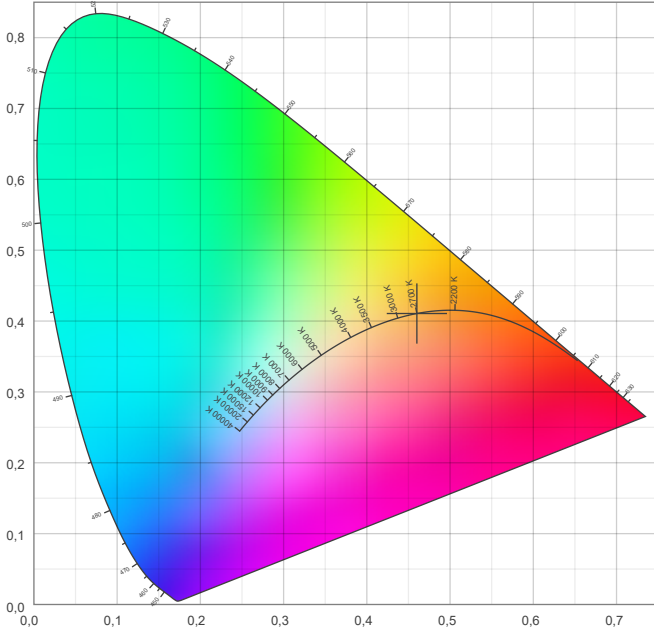


Color details

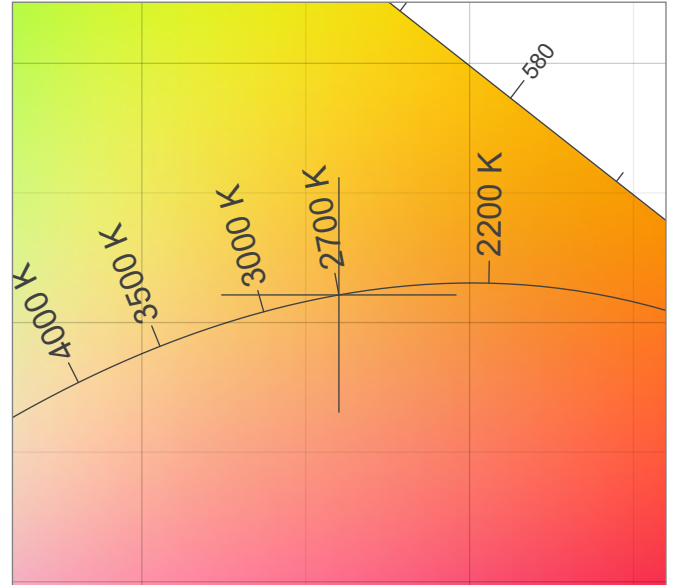
Correlated Color Temperature, Target CCT = 2700 K
 Correlated Color Temperature, Measured CCT = 2848 K
 Color Rendering Index CRI 92,6
 Color Rendering Index, R9 (red component) R9 = 56,2
 Color Rendering TM30-18 R_f 91,1 – R_g 99,6
 Color Quality Scale CQS = 89,8

MacAdam Steps SDCM = 7,1
 Color coordinates CIE 1931 (x;y) = (0,460;0,411)
 Color coordinate CIEs 1960 (u;v) = (0,263;0,352)
 Color deviation from BBL Duv = -0,0028
 Color coordinate CIEs 1976 (CIELUV) (u';v') = (0,263;0,527)

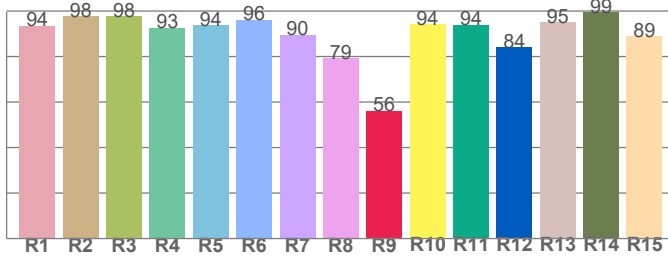
CIE 1931



CIE 1931 – zoomed on Planckian locus



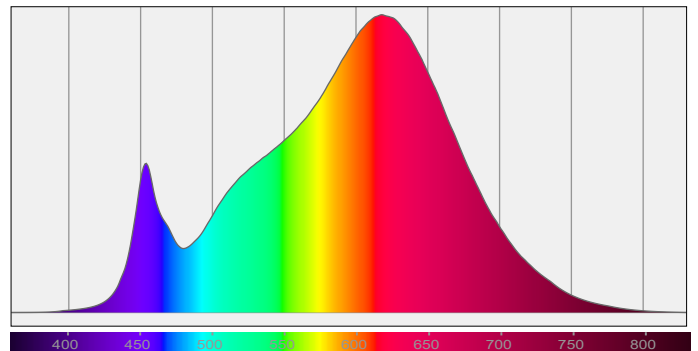
Color Rendering Index per reference color (CIE 1995)



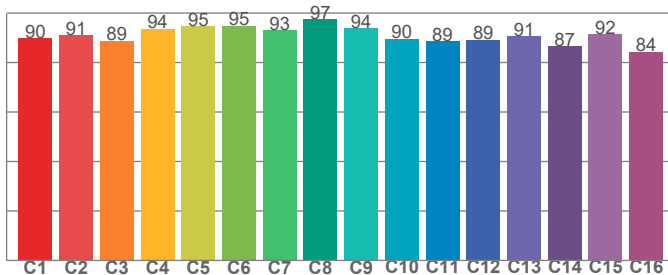
CRI R values, only R1-R8 are used to calculate final CRI value

| R1 | R2 | R3 | R4 | R5 | R6 | R7 | R8 | R9 | R10 | R11 | R12 | R13 | R14 | R15 |
|------|------|------|------|------|------|------|------|------|------|------|------|------|------|------|
| 93,6 | 97,8 | 97,8 | 92,6 | 93,7 | 96,2 | 89,6 | 79,3 | 56,2 | 94,1 | 93,9 | 84,1 | 95,1 | 99,4 | 89,0 |

Spectral power distribution (SPD) / W/nm – 0-100%



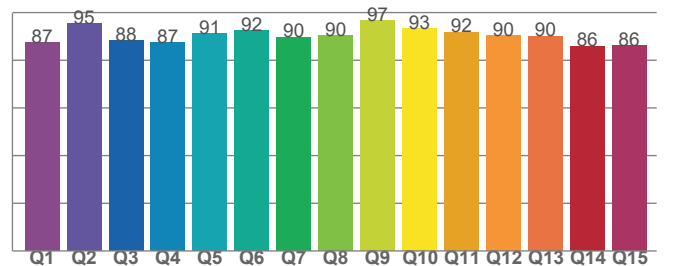
TM30-18 R_f-values per hue bin



TM30 C values, 16 binned values out of total of 99 C values

| C1 | C2 | C3 | C4 | C5 | C6 | C7 | C8 | C9 | C10 | C11 | C12 | C13 | C14 | C15 | C16 |
|------|------|------|------|------|------|------|------|------|------|------|------|------|------|------|------|
| 89,9 | 91,1 | 88,8 | 93,6 | 94,7 | 94,9 | 93,0 | 97,4 | 93,9 | 89,6 | 88,6 | 89,2 | 90,5 | 86,7 | 91,5 | 84,4 |

Color Quality Scale by reference color



CQS Q values

| Q1 | Q2 | Q3 | Q4 | Q5 | Q6 | Q7 | Q8 | Q9 | Q10 | Q11 | Q12 | Q13 | Q14 | Q15 |
|------|------|------|------|------|------|------|------|------|------|------|------|------|------|------|
| 87,4 | 95,3 | 88,2 | 87,4 | 91,1 | 92,4 | 89,8 | 90,3 | 96,6 | 93,3 | 91,7 | 90,3 | 90,1 | 85,8 | 86,1 |

Light Measurement Report

Print date: 20-3-2025

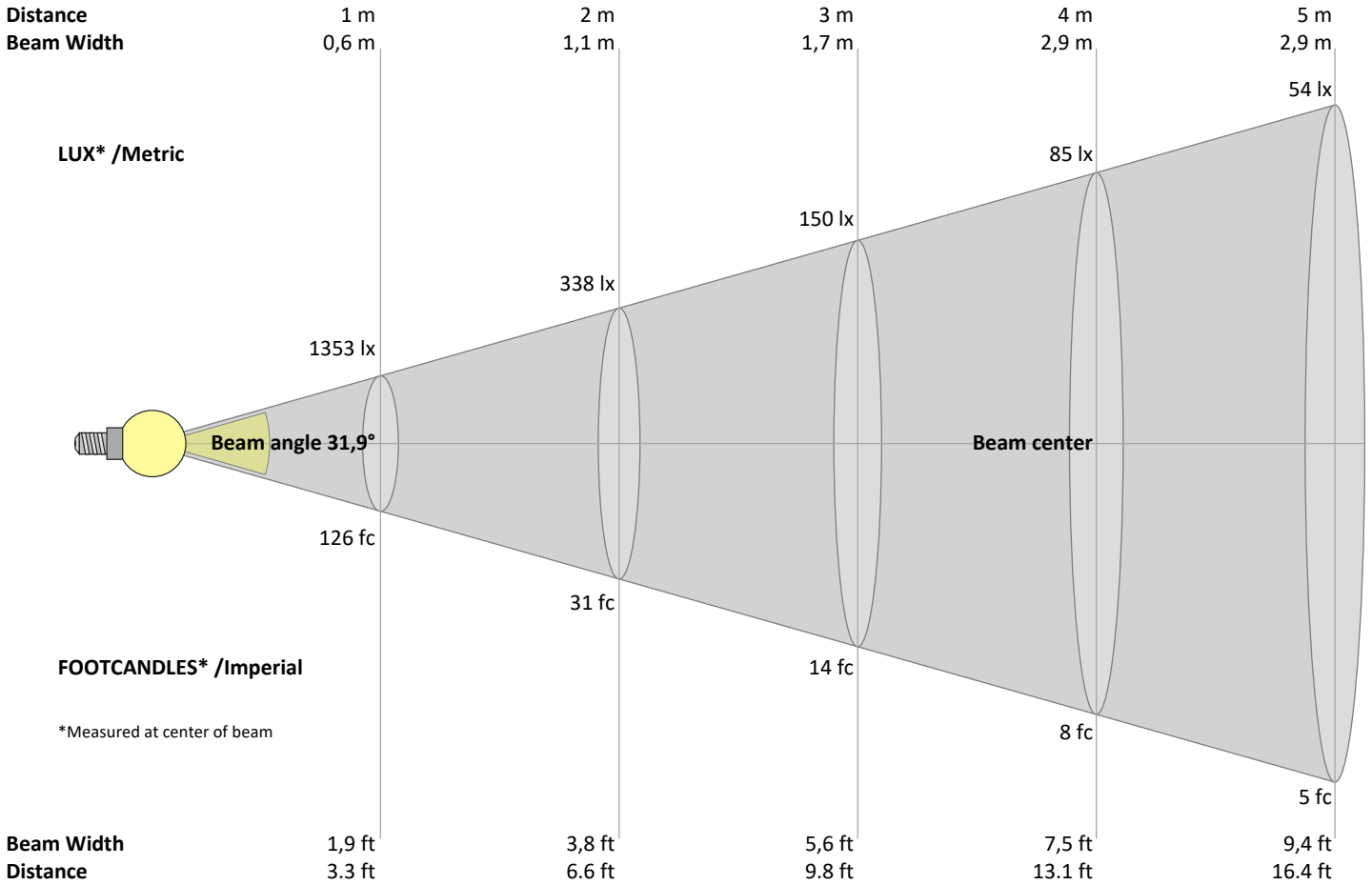
Measurement date and time: 20-3-2025 08:56:20 – Measurement no. VFR-250320-0434-MS

Measurement tracking No. and Link: [VT250320-008243](https://www.viso-systems.com/VT250320-008243)

Operator:



Beam Details



Beam intensities from 1 – 20 m

| 1 | 2 | 3 | 4 | 5 | 6 | 7 | 8 | 9 | 10 | 11 | 12 | 13 | 14 | 15 | 16 | 17 | 18 | 19 | 20 | m |
|-------|------|-----|------|------|------|-----|------|------|------|------|------|------|------|------|------|------|------|------|------|-----|
| 3,3 | 6,6 | 9,8 | 13,1 | 16,4 | 19,7 | 23 | 26,2 | 29,5 | 32,8 | 36,1 | 39,4 | 42,7 | 45,9 | 49,2 | 52,5 | 55,8 | 59,1 | 62,3 | 65,6 | ft |
| 1353 | 338 | 150 | 85 | 54 | 38 | 28 | 21 | 17 | 14 | 11 | 9 | 8 | 7 | 6 | 5 | 5 | 4 | 4 | 3 | lux |
| 125,7 | 31,4 | 14 | 7,9 | 5 | 3,5 | 2,6 | 2 | 1,6 | 1,3 | 1 | 0,9 | 0,7 | 0,6 | 0,6 | 0,5 | 0,4 | 0,4 | 0,3 | 0,3 | fc |

Intensities in 0° c-plane

| 0° | 5° | 10° | 15° | 20° | 25° | 30° | 35° | 40° | 45° | 50° | 55° | 60° | 65° | 70° | 75° | 80° | 85° | 90° | 95° | γ |
|------|------|------|-----|-----|-----|-----|-----|-----|-----|-----|-----|-----|-----|-----|-----|-----|-----|-----|-----|----------|
| 1353 | 1249 | 1001 | 710 | 506 | 413 | 374 | 352 | 332 | 299 | 243 | 159 | 66 | 15 | 3 | 1 | 0 | 0 | 0 | 0 | cd |
| 100% | 92% | 74% | 52% | 37% | 30% | 28% | 26% | 25% | 22% | 18% | 12% | 5% | 1% | 0% | 0% | 0% | 0% | 0% | 0% | of 0°val |

Intensities in 90° c-plane

| 0° | 5° | 10° | 15° | 20° | 25° | 30° | 35° | 40° | 45° | 50° | 55° | 60° | 65° | 70° | 75° | 80° | 85° | 90° | 95° | γ |
|------|------|-----|-----|-----|-----|-----|-----|-----|-----|-----|-----|-----|-----|-----|-----|-----|-----|-----|-----|----------|
| 1353 | 1250 | 996 | 703 | 470 | 340 | 283 | 261 | 250 | 231 | 195 | 133 | 61 | 16 | 3 | 1 | 0 | 0 | 0 | 0 | cd |
| 100% | 92% | 74% | 52% | 35% | 25% | 21% | 19% | 18% | 17% | 14% | 10% | 4% | 1% | 0% | 0% | 0% | 0% | 0% | 0% | of 0°val |

Intensities in 180° c-plane

| 0° | 5° | 10° | 15° | 20° | 25° | 30° | 35° | 40° | 45° | 50° | 55° | 60° | 65° | 70° | 75° | 80° | 85° | 90° | 95° | γ |
|------|------|------|-----|-----|-----|-----|-----|-----|-----|-----|-----|-----|-----|-----|-----|-----|-----|-----|-----|----------|
| 1353 | 1249 | 1001 | 710 | 506 | 413 | 374 | 352 | 332 | 299 | 243 | 159 | 66 | 15 | 3 | 1 | 0 | 0 | 0 | 0 | cd |
| 100% | 92% | 74% | 52% | 37% | 30% | 28% | 26% | 25% | 22% | 18% | 12% | 5% | 1% | 0% | 0% | 0% | 0% | 0% | 0% | of 0°val |

Intensities in 270° c-plane

| 0° | 5° | 10° | 15° | 20° | 25° | 30° | 35° | 40° | 45° | 50° | 55° | 60° | 65° | 70° | 75° | 80° | 85° | 90° | 95° | γ |
|------|------|-----|-----|-----|-----|-----|-----|-----|-----|-----|-----|-----|-----|-----|-----|-----|-----|-----|-----|----------|
| 1353 | 1250 | 996 | 703 | 470 | 340 | 283 | 261 | 250 | 231 | 195 | 133 | 61 | 16 | 3 | 1 | 0 | 0 | 0 | 0 | cd |
| 100% | 92% | 74% | 52% | 35% | 25% | 21% | 19% | 18% | 17% | 14% | 10% | 4% | 1% | 0% | 0% | 0% | 0% | 0% | 0% | of 0°val |

Light Measurement Report

Print date: 20-3-2025

Measurement date and time: 20-3-2025 08:56:20 – Measurement no. VFR-250320-0434-MS

Measurement tracking No. and Link: [VT250320-008243](#)

Operator:



Light Planning – UGR table

Uncorrected, comprehensive UGR table according to 117-1995

| Reflectances | | 70 | 70 | 50 | 50 | 30 | 70 | 70 | 50 | 50 | 30 |
|-------------------------------------|-----------|--|------|------|------|------|--|------|------|------|------|
| | ρ Ceiling | 70 | 70 | 50 | 50 | 30 | 70 | 70 | 50 | 50 | 30 |
| | ρ Walls | 50 | 30 | 50 | 30 | 30 | 50 | 30 | 50 | 30 | 30 |
| | ρ Floor | 20 | 20 | 20 | 20 | 20 | 20 | 20 | 20 | 20 | 20 |
| Room size | | Viewed Crosswise | | | | | Viewed Endwise | | | | |
| H = mounting height above eye level | | (Viewing direction orthogonal to lamp length axis) | | | | | (Viewing direction parallel to lamp length axis) | | | | |
| X | Y | | | | | | | | | | |
| 2H | 2H | 28,1 | 29,0 | 28,3 | 29,2 | 29,4 | 27,3 | 28,2 | 27,5 | 28,5 | 28,7 |
| | 3H | 27,8 | 28,8 | 28,2 | 29,0 | 29,2 | 27,1 | 28,0 | 27,5 | 28,3 | 28,5 |
| | 4H | 27,8 | 28,7 | 28,2 | 28,9 | 29,2 | 27,0 | 27,9 | 27,4 | 28,2 | 28,4 |
| | 6H | 27,8 | 28,5 | 28,1 | 28,8 | 29,2 | 27,0 | 27,8 | 27,3 | 28,1 | 28,4 |
| | 8H | 27,7 | 28,4 | 28,0 | 28,8 | 29,2 | 27,0 | 27,7 | 27,3 | 28,0 | 28,4 |
| | 12H | 27,6 | 28,4 | 28,0 | 28,7 | 29,1 | 26,9 | 27,6 | 27,3 | 28,0 | 28,4 |
| 4H | 2H | 28,0 | 28,9 | 28,4 | 29,1 | 29,4 | 27,3 | 28,2 | 27,7 | 28,4 | 28,7 |
| | 3H | 27,9 | 28,6 | 28,2 | 28,9 | 29,4 | 27,2 | 27,9 | 27,6 | 28,3 | 28,7 |
| | 4H | 27,7 | 28,4 | 28,2 | 28,8 | 29,3 | 27,1 | 27,7 | 27,5 | 28,1 | 28,7 |
| | 6H | 27,7 | 28,3 | 28,2 | 28,7 | 29,0 | 27,0 | 27,7 | 27,5 | 28,0 | 28,3 |
| | 8H | 27,6 | 28,2 | 28,1 | 28,6 | 28,9 | 26,9 | 27,5 | 27,4 | 27,9 | 28,3 |
| | 12H | 27,6 | 28,0 | 28,1 | 28,5 | 28,9 | 26,9 | 27,4 | 27,4 | 27,8 | 28,2 |
| 8H | 4H | 27,6 | 28,2 | 28,1 | 28,6 | 28,9 | 26,9 | 27,5 | 27,4 | 27,9 | 28,3 |
| | 6H | 27,6 | 28,0 | 28,1 | 28,4 | 29,0 | 26,9 | 27,3 | 27,4 | 27,8 | 28,3 |
| | 8H | 27,6 | 27,9 | 28,1 | 28,4 | 29,0 | 26,9 | 27,2 | 27,4 | 27,7 | 28,4 |
| | 12H | 27,5 | 27,8 | 28,1 | 28,3 | 28,9 | 26,8 | 27,1 | 27,4 | 27,6 | 28,2 |
| 12H | 4H | 27,6 | 28,0 | 28,1 | 28,5 | 28,9 | 26,9 | 27,4 | 27,4 | 27,8 | 28,2 |
| | 6H | 27,6 | 27,9 | 28,1 | 28,4 | 29,0 | 26,9 | 27,2 | 27,4 | 27,7 | 28,4 |
| | 8H | 27,5 | 27,8 | 28,1 | 28,3 | 28,9 | 26,8 | 27,1 | 27,4 | 27,6 | 28,2 |

Variations with the observer position for the luminaire spacings, S:

| | | |
|----------|-------------|-------------|
| S = 1.0H | 0,7 / -0,9 | 0,8 / -1,1 |
| S = 1.5H | 2,4 / -7,7 | 2,2 / -6,5 |
| S = 2.0H | 4,1 / -16,2 | 3,7 / -14,4 |

Coefficients of Utilization

| Ceiling reflectance | 80 | | | 70 | | | 50 | | | 30 | | | 10 | | | 0 | | |
|---------------------|--|-----|-----|-----|-----|-----|-----|-----|-----|-----|-----|-----|-----|-----|-----|-----|-----|-----|
| Wall reflectance | 70 | 50 | 30 | 10 | 70 | 50 | 30 | 10 | 50 | 30 | 10 | 50 | 30 | 10 | 50 | 30 | 10 | 0 |
| Floor reflectance | 20 | 20 | 20 | 20 | 20 | 20 | 20 | 20 | 20 | 20 | 20 | 20 | 20 | 20 | 20 | 20 | 20 | 0 |
| RCR | (RCR: Room Cavity Ratio) | | | | | | | | | | | | | | | | | |
| | Room Values are expressed as percentage of Lumen delivered to the task surface | | | | | | | | | | | | | | | | | |
| 0 | 119 | 119 | 119 | 119 | 116 | 116 | 116 | 116 | 111 | 111 | 111 | 106 | 106 | 106 | 102 | 102 | 102 | 100 |
| 1 | 112 | 109 | 106 | 103 | 110 | 107 | 104 | 102 | 103 | 101 | 99 | 99 | 97 | 96 | 95 | 94 | 93 | 91 |
| 2 | 105 | 99 | 94 | 90 | 103 | 97 | 93 | 89 | 94 | 90 | 87 | 91 | 88 | 85 | 88 | 86 | 83 | 82 |
| 3 | 98 | 90 | 84 | 79 | 96 | 89 | 83 | 79 | 86 | 81 | 77 | 84 | 80 | 76 | 81 | 78 | 75 | 73 |
| 4 | 92 | 83 | 76 | 71 | 90 | 81 | 75 | 70 | 79 | 74 | 69 | 77 | 72 | 68 | 75 | 71 | 68 | 66 |
| 5 | 86 | 76 | 69 | 63 | 84 | 75 | 68 | 63 | 73 | 67 | 62 | 71 | 66 | 62 | 69 | 65 | 61 | 60 |
| 6 | 80 | 70 | 63 | 57 | 79 | 69 | 62 | 57 | 67 | 61 | 57 | 66 | 60 | 56 | 64 | 60 | 56 | 54 |
| 7 | 76 | 65 | 57 | 52 | 74 | 64 | 57 | 52 | 62 | 56 | 52 | 61 | 56 | 52 | 60 | 55 | 51 | 50 |
| 8 | 71 | 60 | 53 | 48 | 70 | 59 | 53 | 48 | 58 | 52 | 48 | 57 | 52 | 48 | 56 | 51 | 47 | 46 |
| 9 | 67 | 56 | 49 | 45 | 66 | 56 | 49 | 44 | 55 | 49 | 44 | 54 | 48 | 44 | 53 | 48 | 44 | 42 |
| 10 | 64 | 53 | 46 | 42 | 63 | 52 | 46 | 41 | 51 | 45 | 41 | 50 | 45 | 41 | 50 | 45 | 41 | 40 |

Light Measurement Report

Print date: 20-3-2025

Measurement date and time: 20-3-2025 08:56:20 – Measurement no. VFR-250320-0434-MS

Measurement tracking No. and Link: [VT250320-008243](#)

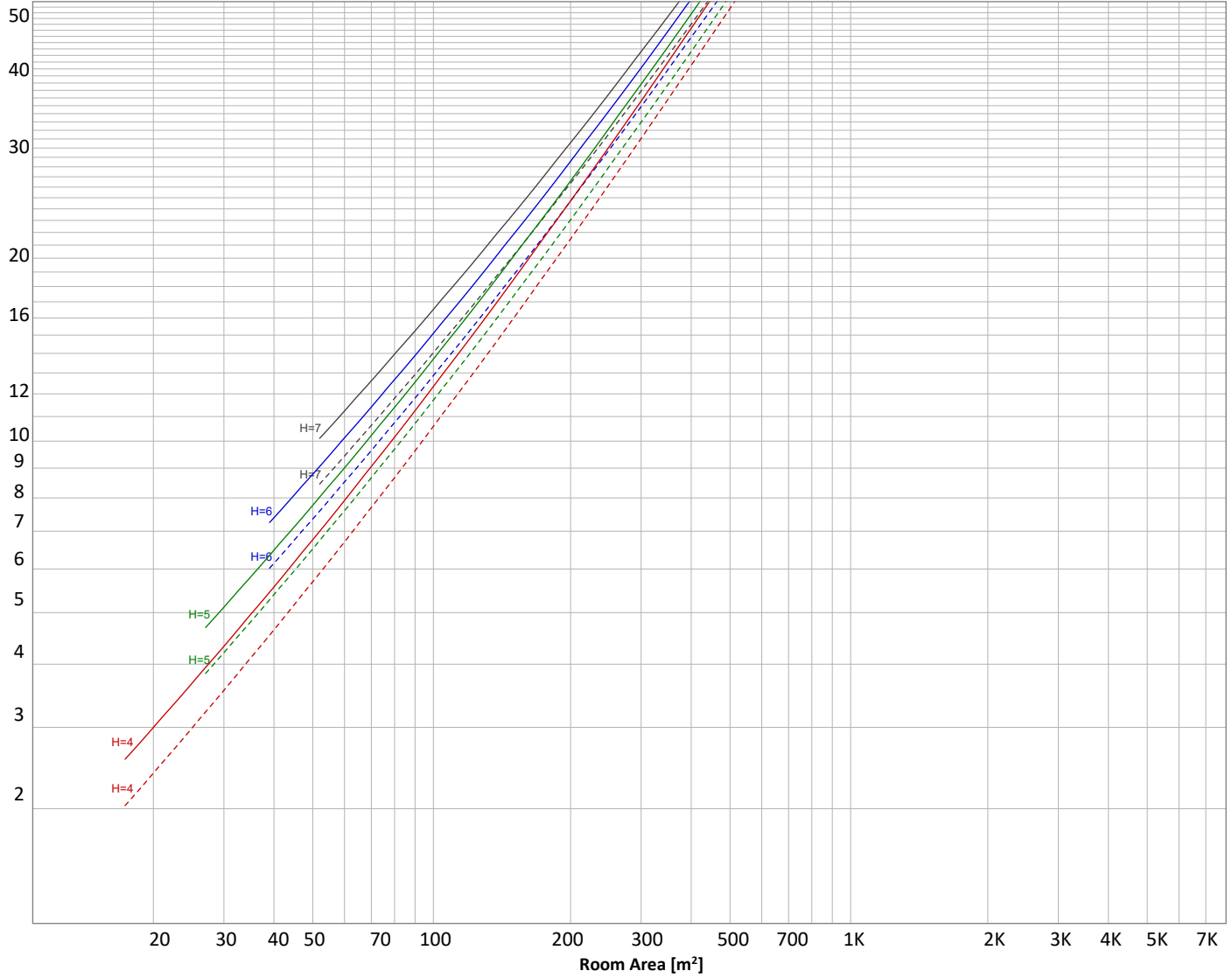
Operator:



Luminaire budgetary diagram

Uncorrected, comprehensive UGR table according to 117-1995

LAMPS (number of lamps)



Conditions

| | | | | | |
|---|----------------|-----------|---------------------|--------------------------|-------------------|
| H = Room height | Flux = 1065 lm | | | | |
| H _{down} = Lamp distance from ceiling = | 0.00 m | Line type | Ceiling reflectance | ρ(%) Wall reflectance | Floor reflectance |
| H _{work} = Work area height from floor = | 0.00 m | ----- | 70 | 50 | 30 |
| E _{work} = Average lux on work area = | 100 lx | _____ | 50 | 30 | 20 |

Zonal Lumen Summary

| 0°-10° | 10°-20° | 20°-30° | 30°-40° | 40°-50° | 50°-60° | 60°-70° | 70°-80° | 80°-90° |
|----------|-----------|-----------|-----------|-----------|-----------|-----------|-----------|-----------|
| 116 lm | 200 lm | 180 lm | 199 lm | 212 lm | 136 lm | 21,0 lm | 1,00 lm | 0,017 lm |
| 90°-100° | 100°-110° | 110°-120° | 120°-130° | 130°-140° | 140°-150° | 150°-160° | 160°-170° | 170°-180° |
| 0,004 lm | 0,008 lm | 0,013 lm | 0,030 lm | 0,058 lm | 0,073 lm | 0,081 lm | 0,064 lm | 0,019 lm |

Light Measurement Report

Print date: 20-3-2025

Measurement date and time: 20-3-2025 08:56:20 – Measurement no. VFR-250320-0434-MS

Measurement tracking No. and Link: [VT250320-008243](#)

Operator:



Outdoor Light Planning

Lumen per Zone

| Zone (γ) | Lumen | % Total |
|--------------|----------------|---------------|
| 0-10° | 116 lm | 10,9% |
| 10-20° | 200 lm | 18,8% |
| 20-30° | 180 lm | 16,9% |
| 30-40° | 199 lm | 18,7% |
| 40-50° | 212 lm | 19,9% |
| 50-60° | 136 lm | 12,8% |
| 60-70° | 21 lm | 2,0% |
| 70-80° | 1 lm | 0,1% |
| 80-90° | 0 lm | 0,0% |
| 90-100° | 0 lm | 0,0% |
| 100-110° | 0 lm | 0,0% |
| 110-120° | 0 lm | 0,0% |
| 120-130° | 0 lm | 0,0% |
| 130-140° | 0 lm | 0,0% |
| 140-150° | 0 lm | 0,0% |
| 150-160° | 0 lm | 0,0% |
| 160-170° | 0 lm | 0,0% |
| 170-180° | 0 lm | 0,0% |
| Total | 1065 lm | 100,0% |

Intensity peaks

| | |
|----------------|---------|
| Max intensity | 1364 cd |
| Intensity, 90° | 0 cd |
| Intensity, 0° | 1353 cd |

Zonal Lumen summary

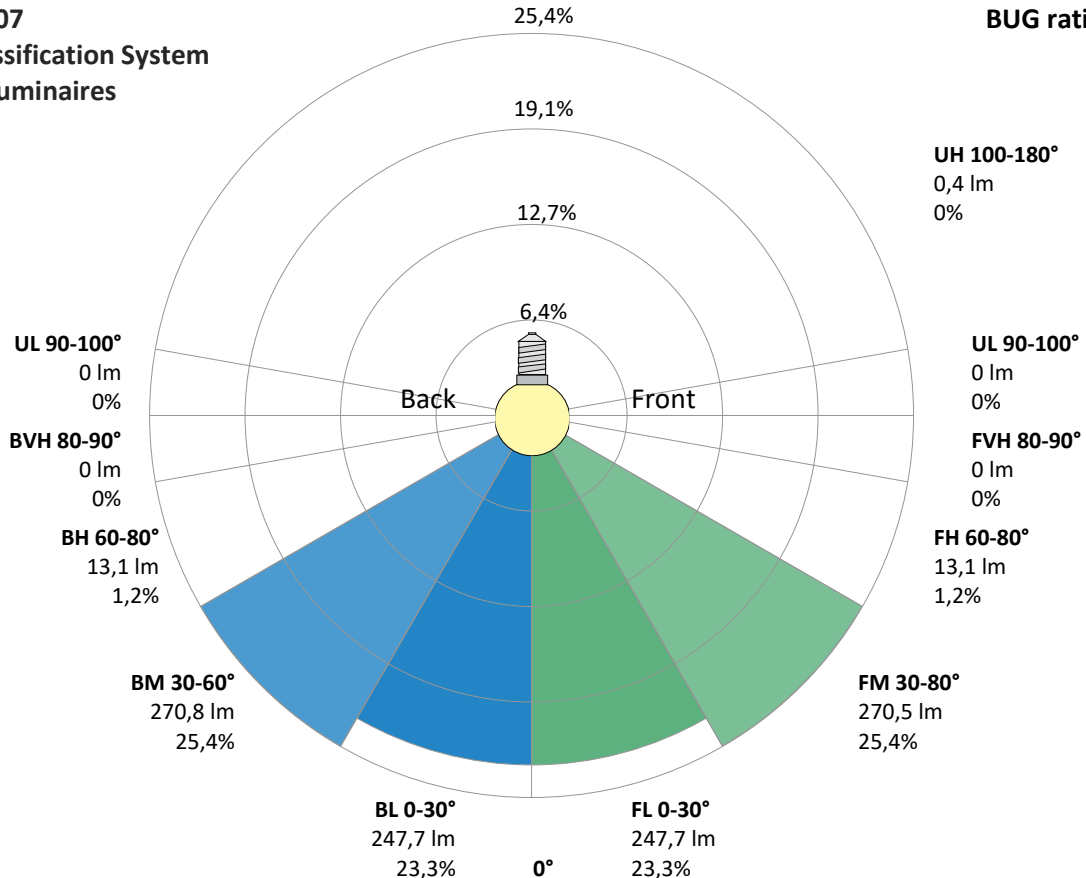
| Zone (γ) | Lumen | % Total |
|----------|---------|---------|
| 0-30° | 496 lm | 46,6% |
| 0-40° | 695 lm | 65,3% |
| 0-60° | 1043 lm | 97,9% |
| 60-90° | 22 lm | 2,1% |
| 70-100° | 1 lm | 0,1% |
| 90-120° | 0 lm | 0,0% |
| 0-90° | 1065 lm | 100,0% |
| 90-180° | 0 lm | 0,0% |
| 0-180° | 1065 lm | 100,0% |

BUG rating

| | Lumen | % Total |
|----------------------|--------|---------|
| Forward light | | |
| Low(0-30°) | 248 lm | 23,3% |
| Medium(30-60°) | 271 lm | 25,4% |
| High(60-80°) | 13 lm | 1,2% |
| Very high(80-90°) | 0 lm | 0,0% |
| Back light | | |
| Low(0-30°) | 248 lm | 23,3% |
| Medium(30-60°) | 271 lm | 25,4% |
| High(60-80°) | 13 lm | 1,2% |
| Very high(80-90°) | 0 lm | 0,0% |
| Uplight | | |
| Low(90-100°) | 0 lm | 0,0% |
| High(100-180°) | 0 lm | 0,0% |

IESNA TM-15-07 Luminaire Classification System For Outdoor Luminaires

BUG rating B1 U0 G0



Light Measurement Report

Print date: 20-3-2025

Measurement date and time: 20-3-2025 08:56:20 – Measurement no. VFR-250320-0434-MS

Measurement tracking No. and Link: [VT250320-008243](#)

Operator:

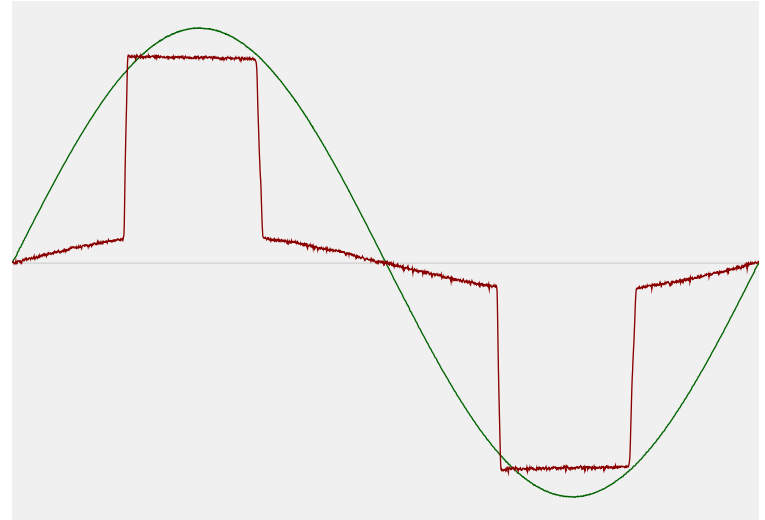


Power Details

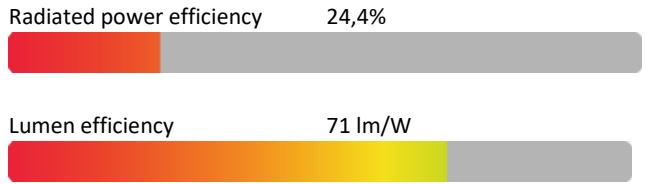
Input Power

| | |
|---|----------|
| Power feed to light source | 15,1 W |
| Frequency of input power | 50 Hz |
| RMS Input voltage feed, V_{RMS} | 230 V |
| RMS Input current feed, I_{RMS} | 0,075 A |
| Volt-Ampere or apparent power = $V_{RMS} * I_{RMS}$ | 17,17 VA |
| Displacement factor of AC power feed | 1,0 |
| Power factor of AC current feed | 0,88 |
| Total harmonic distortion of the current | 58,28% |
| Total harmonic distortion of the voltage | 0,06% |

Input Power Curve



Efficiency



Stabilization Details

Warmup Conditions

| | |
|-------------------|--------|
| Stable period | 15 min |
| Stable change max | 2,0% |
| Minimum time | 15 min |

Color Temperature Change

| | |
|-----------|--------|
| CCT start | 2706 K |
| CCT shift | -6 K |
| CCT end | 2700 K |

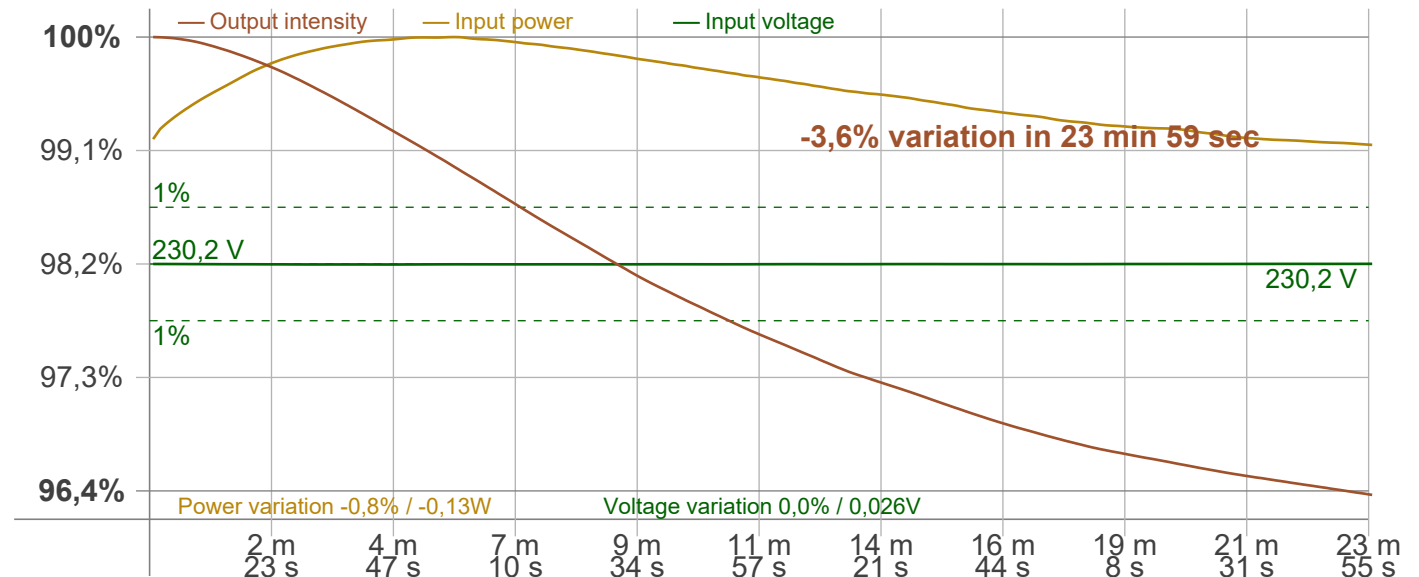
Warmup Result

| | |
|-------------------|----------------------------------|
| Total warmup time | Lamp stabilized in 23 min 59 sec |
| Warmup variation | -3,6% |

Output Change

| | |
|---------------|---------|
| Output start | 1104 lm |
| Output change | -39 lm |
| Output end | 1065 lm |

Stabilization Curve



Light Measurement Report

Print date: 20-3-2025

Measurement date and time: 20-3-2025 08:56:20 – Measurement no. VFR-250320-0434-MS

Measurement tracking No. and Link: [VT250320-008243](#)

Operator:



Flicker /TLA details

Flicker Meter Type: Viso Systems LabFlicker
 Frequency of input power: 50 Hz
 Flicker/TLA sample rate: 20000 samples/s

Measurement time
 PstLM: 180 sec
 All other indices: 1,2 sec

Flicker indices according to Illuminating Engineering Society (IES)

Flicker frequency: 100 Hz
 Percent Flicker: 9,11 %
 Flicker index: 0,02

Flicker indices according to California Energy Commission (CEC) 2016b

JA8/10 40 Hz: 0,04 %
 JA8/10 90 Hz: 0,08 %
 JA8/10 200 Hz: 7,17 %
 JA8/10 400 Hz: 7,91 %
 JA8/10 1000 Hz: 8,68 %

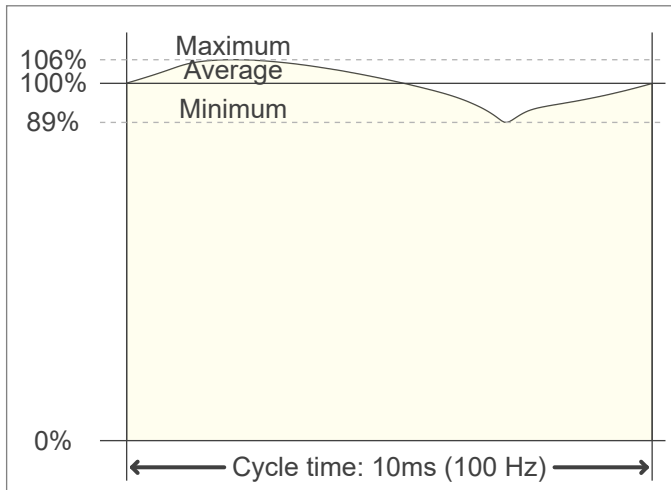
TLA indices (re IEC TR 61547-1, IEC 61000-3-3 and IEC 61000-4-15)

PstLM value (F < 80 Hz): 0,03
 SVM value (80 < F < 2000 Hz): 0,28

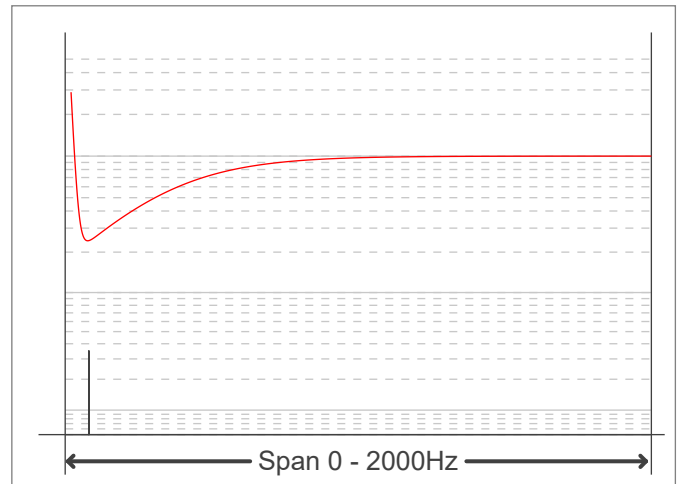
Flicker indices according to Lighting Research Center (2015)

Perception metric, Assist Mp: 0,04

Flicker frame (frame of one flicker period in time domain)



Flicker FFT (flicker curve in frequency domain)



IEEE 1789 Frequency/modulation plot

