

Light Measurement Report

Print date: 7-4-2025

Measurement date and time: 7-4-2025 12:21:37 – Measurement no. VFR-250407-0614-MS

Measurement tracking No. and Link: [VT250407-002456](#)

Operator:



Laboratory and Equipment

Laboratory Owner and Location
Goniospectrometer System and Type
Sensor Name, Calibr. Date and Serial No.
Spectrometer Manufacturer and Model

Viso Systems, Copenhagen V, Denmark
LabSpion – Type C, horizontal
LabSensor Model2 – 11-1-2024 – 3130191315
Ibsen Photonics, Denmark – Freedom VIS (Custom Viso)

Measurement Conditions

Number of C-planes and Resolution
 γ (gamma)-Resolution
Test Distance
Input Power, Power and Displ. Factors
Input RMS Voltage and Current
Frequency of Input Power
Warm-up Time and Variation

12 planes – 30°
5°
7,69 m
36,1 W – PF 0,95 – DPF 0,96
230 V – 0,165 A
50 Hz
Lamp stabilized in 15 min 1 sec – 2,0%

Tested Light Source

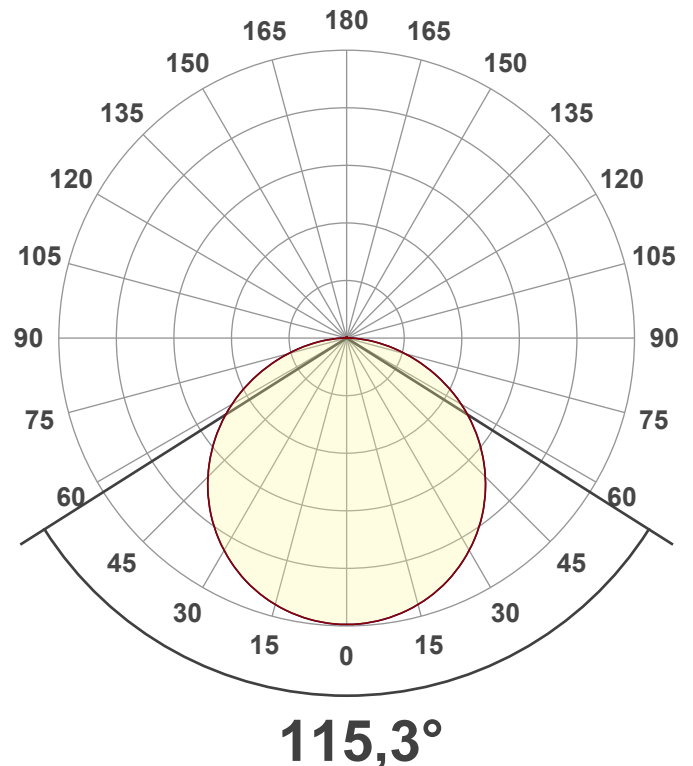
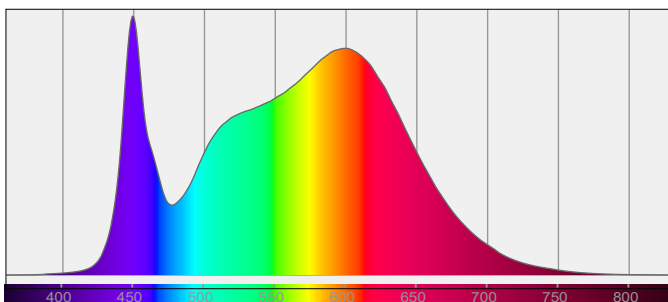

Product Name
Item No. and Manufacturer
Product Description (line 1)

804367-4000K BATCH 2501
804367-4000K BATCH 2501 – Dutchfulfillment
BACK-LIT LED PANEEL | ELTON | 60x60CM | CCT | DIMBAAR | 40W

Main Light Measurement Results

Output – Total Lumen (Up% / Down%)
Efficiency
Peak Intensity and Beam Angle
Correlated Color Temperature, Target/Measured
Color Rendering Index
Color Rendering TM30-18
Color Shift, CIE duv and MacAdam Steps
Flicker

3422 lm – 0,54% / 99,46%
95 lm/W
1145 cd – 115,3°
CCT = 4000 K / 4006 K
CRI 86,6
 R_f 86,9 – R_g 96,9
Duv 0,0003 – SDCM 0,3
SVM 0,01 – PstLM 0,03



Light Measurement Report

Print date: 7-4-2025

Measurement date and time: 7-4-2025 12:21:37 – Measurement no. VFR-250407-0614-MS

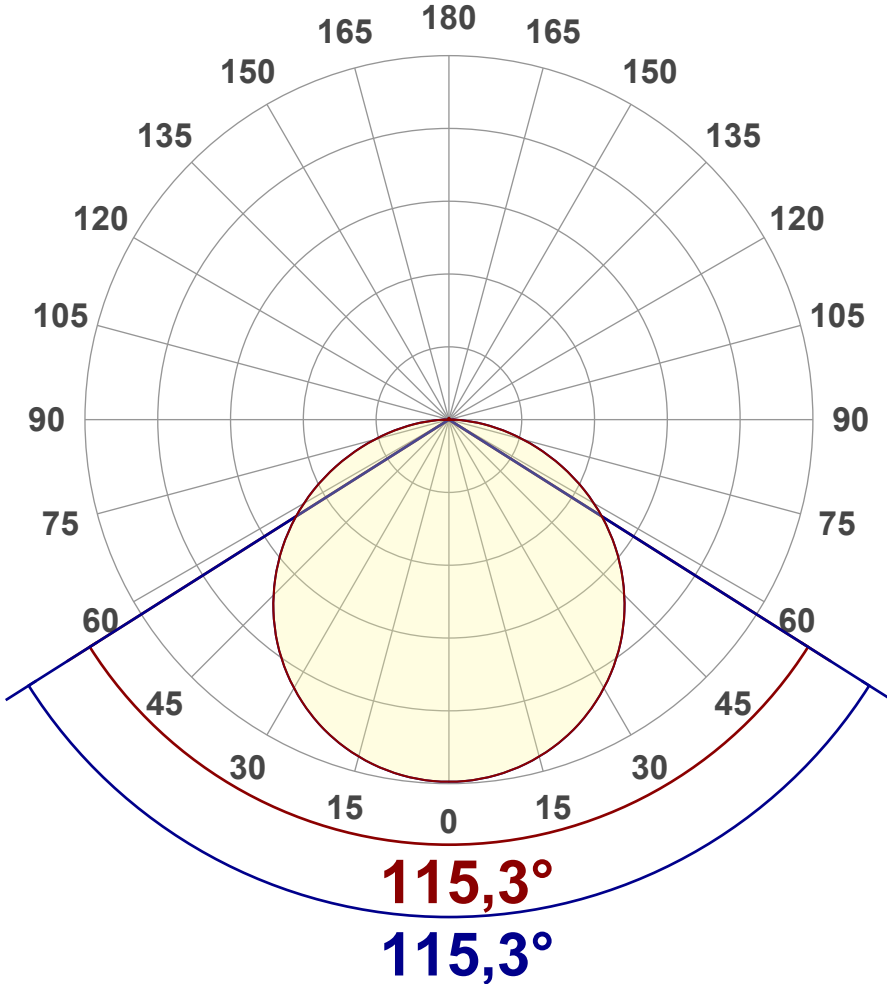
Measurement tracking No. and Link: [VT250407-002456](#)

Operator:



Luminous Intensity diagram

Unit: 0-100% of peak intensity



Main Values

| | |
|----------------------|----------------|
| Output (total Lumen) | 3422 lm |
| Lumen Up% / Down% | 0,54% / 99,46% |
| Peak Intensity | 1145 cd |
| Beam Angle (50%) | 115,3° |
| Beam Angle (90%) | 115,3° |
| Beam Angle (10%) | 115,3° |

Cut-off Angle

| | |
|--------------|--------|
| Average 2,5% | 177,8° |
|--------------|--------|

Field Angle

| | |
|-------------|--------|
| Average 10% | 164,6° |
|-------------|--------|

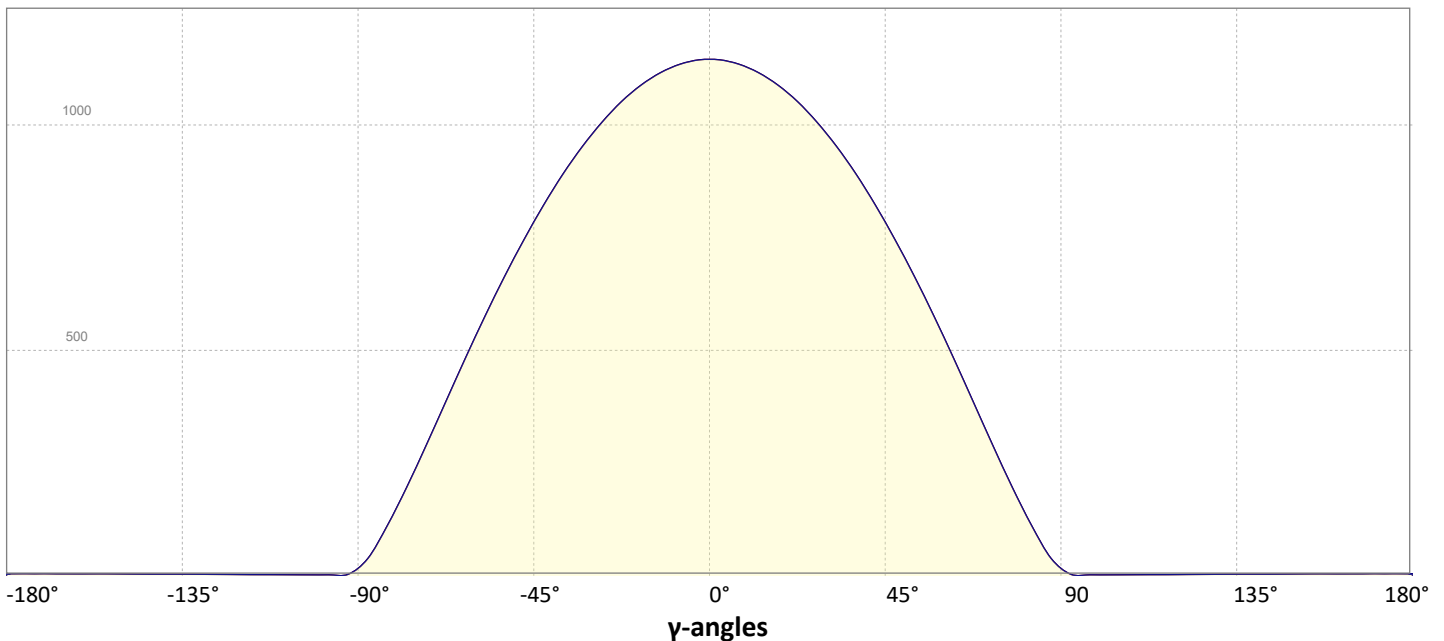
Intensity Ratio

| | |
|--------------|-------|
| In 120° cone | 77,0% |
| In 90° cone | 52,0% |

C000-C180

C090-C270

Linear distribution diagram - Intensity (candela) vs γ -angle



Light Measurement Report

Print date: 7-4-2025

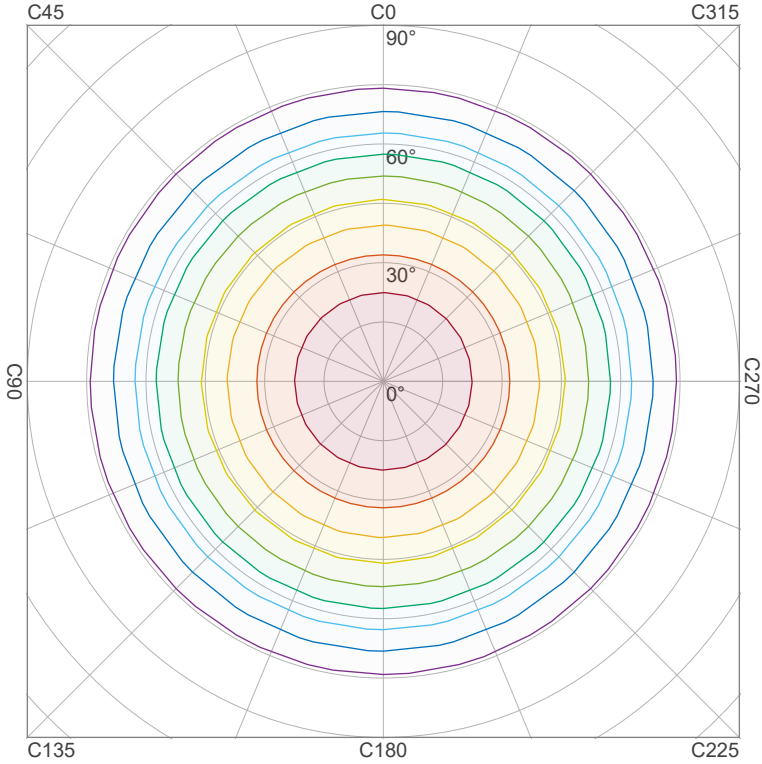
Measurement date and time: 7-4-2025 12:21:37 – Measurement no. VFR-250407-0614-MS

Measurement tracking No. and Link: [VT250407-002456](#)

Operator:



Iso-intensity Diagram (Iso-candela)

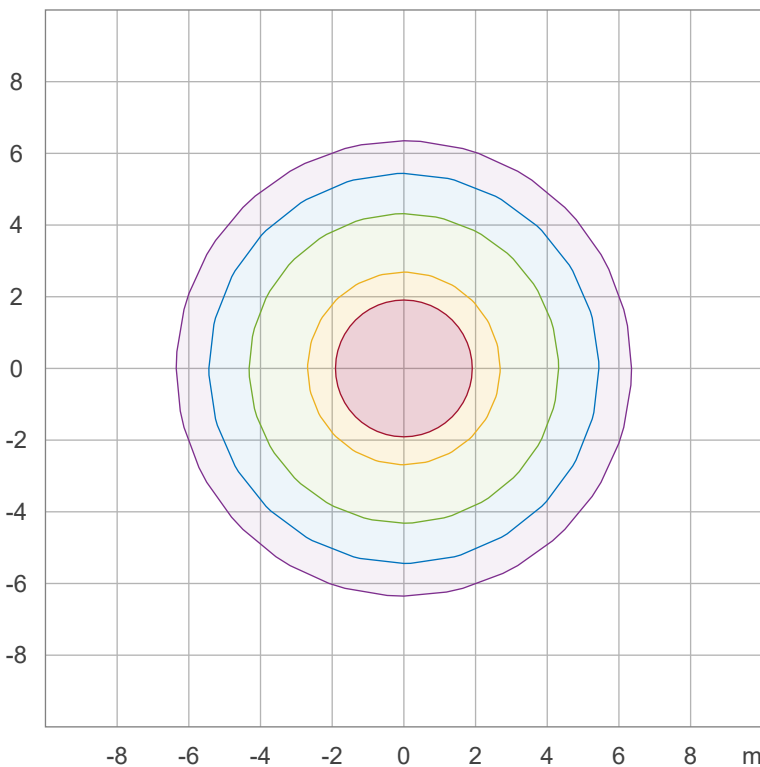


| | |
|------|-----------|
| 90 % | 1030,1 cd |
| 80 % | 915,6 cd |
| 70 % | 801,2 cd |
| 60 % | 686,7 cd |
| 50 % | 572,3 cd |
| 40 % | 457,8 cd |
| 30 % | 343,4 cd |
| 20 % | 228,9 cd |
| 10 % | 114,5 cd |

Peak intensity: 1144,6 cd

Number of c-planes: 12

Iso-illuminance Diagram (Iso-lux)



| | |
|--------|---------|
| 50,0 % | 63,6 lx |
| 30,0 % | 38,2 lx |
| 10,0 % | 12,7 lx |
| 5,0 % | 6,4 lx |
| 3,0 % | 3,8 lx |

Peak illuminance: 127,2 lx

Mounting height: 3,0 m

Number of c-planes: 12

Light Measurement Report

Print date: 7-4-2025

Measurement date and time: 7-4-2025 12:21:37 – Measurement no. VFR-250407-0614-MS

Measurement tracking No. and Link: [VT250407-002456](#)

Operator:

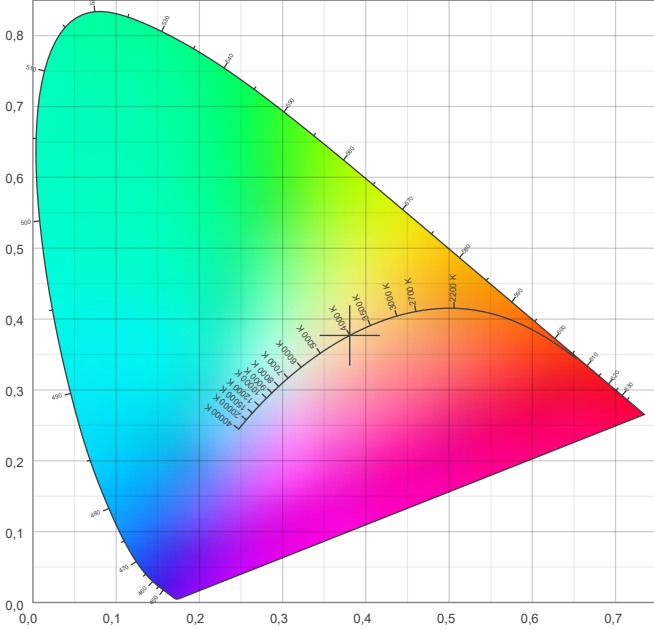


Color details

Correlated Color Temperature, Target CCT = 4000 K
 Correlated Color Temperature, Measured CCT = 4006 K
 Color Rendering Index CRI 86,6
 Color Rendering Index, R9 (red component) R9 = 21,7
 Color Rendering TM30-18 R_f 86,9 – R_g 96,9
 Color Quality Scale CQS = 85,8

MacAdam Steps SDCM = 0,3
 Color coordinates CIE 1931 (x;y) = (0,381;0,377)
 Color coordinate CIEs 1960 (u;v) = (0,225;0,334)
 Color deviation from BBL Duv = 0,0003
 Color coordinate CIEs 1976 (CIELUV) (u';v') = (0,225;0,502)

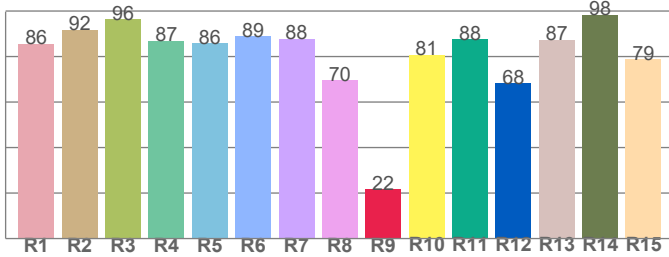
CIE 1931



CIE 1931 – zoomed on Planckian locus



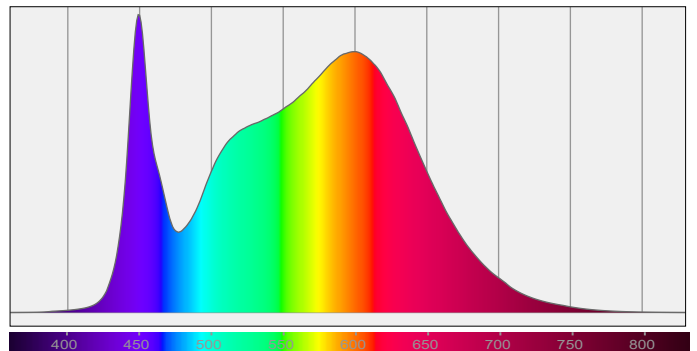
Color Rendering Index per reference color (CIE 1995)



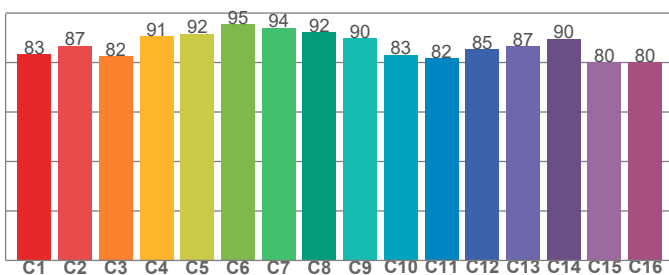
CRI R values, only R1-R8 are used to calculate final CRI value

| | | | | | | | | | | | | | | |
|------|------|------|------|------|------|------|------|------|------|------|------|------|------|------|
| R1 | R2 | R3 | R4 | R5 | R6 | R7 | R8 | R9 | R10 | R11 | R12 | R13 | R14 | R15 |
| 85,7 | 91,9 | 96,4 | 86,9 | 85,9 | 89,0 | 87,8 | 69,5 | 21,7 | 80,9 | 87,5 | 68,2 | 87,4 | 98,3 | 78,8 |

Spectral power distribution (SPD) / W/nm – 0-100%



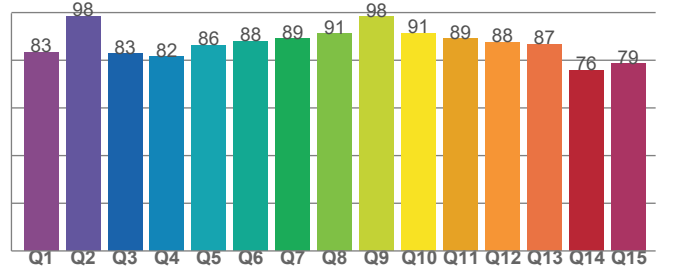
TM30-18 R_f-values per hue bin



TM30 C values, 16 binned values out of total of 99 C values

| | | | | | | | | | | | | | | | |
|------|------|------|------|------|------|------|------|------|------|------|------|------|------|------|------|
| C1 | C2 | C3 | C4 | C5 | C6 | C7 | C8 | C9 | C10 | C11 | C12 | C13 | C14 | C15 | C16 |
| 83,3 | 86,8 | 82,5 | 90,7 | 91,7 | 95,4 | 94,1 | 92,3 | 89,8 | 83,2 | 81,8 | 85,3 | 86,5 | 89,6 | 80,2 | 80,2 |

Color Quality Scale by reference color



CQS Q values

| | | | | | | | | | | | | | | |
|------|------|------|------|------|------|------|------|------|------|------|------|------|------|------|
| Q1 | Q2 | Q3 | Q4 | Q5 | Q6 | Q7 | Q8 | Q9 | Q10 | Q11 | Q12 | Q13 | Q14 | Q15 |
| 83,4 | 98,4 | 82,8 | 81,6 | 86,3 | 88,0 | 89,0 | 91,2 | 98,3 | 91,3 | 89,0 | 87,5 | 86,7 | 75,9 | 78,6 |

Light Measurement Report

Print date: 7-4-2025

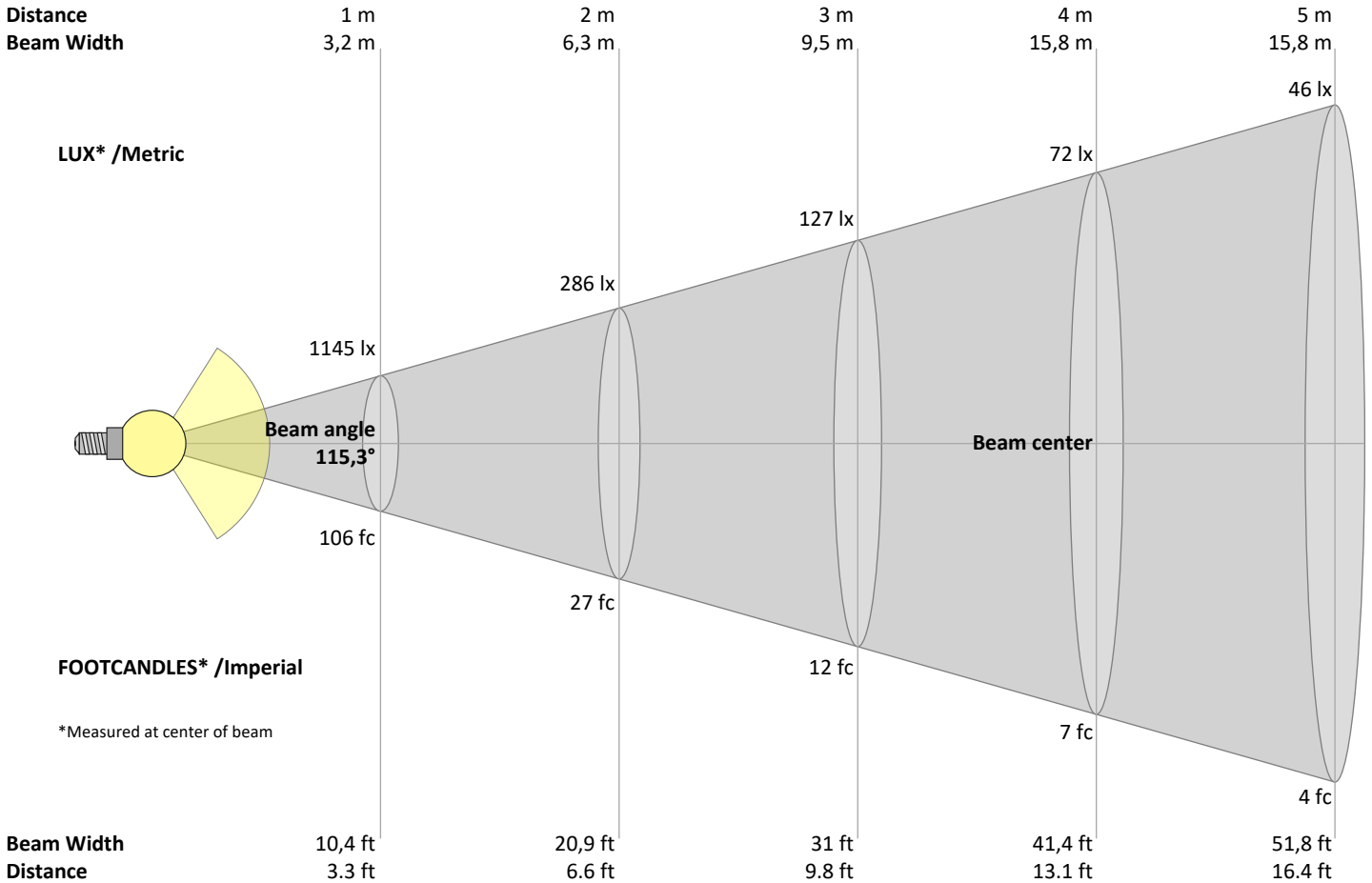
Measurement date and time: 7-4-2025 12:21:37 – Measurement no. VFR-250407-0614-MS

Measurement tracking No. and Link: [VT250407-002456](https://www.viso-systems.com/VT250407-002456)

Operator:



Beam Details



Beam intensities from 1 – 20 m

| 1 | 2 | 3 | 4 | 5 | 6 | 7 | 8 | 9 | 10 | 11 | 12 | 13 | 14 | 15 | 16 | 17 | 18 | 19 | 20 | m |
|-------|------|------|------|------|------|-----|------|------|------|------|------|------|------|------|------|------|------|------|------|-----|
| 3,3 | 6,6 | 9,8 | 13,1 | 16,4 | 19,7 | 23 | 26,2 | 29,5 | 32,8 | 36,1 | 39,4 | 42,7 | 45,9 | 49,2 | 52,5 | 55,8 | 59,1 | 62,3 | 65,6 | ft |
| 1145 | 286 | 127 | 72 | 46 | 32 | 23 | 18 | 14 | 11 | 9 | 8 | 7 | 6 | 5 | 4 | 4 | 4 | 3 | 3 | lux |
| 106,3 | 26,6 | 11,8 | 6,6 | 4,3 | 3 | 2,2 | 1,7 | 1,3 | 1,1 | 0,9 | 0,7 | 0,6 | 0,5 | 0,5 | 0,4 | 0,4 | 0,3 | 0,3 | 0,3 | fc |

Intensities in 0° c-plane

| 0° | 5° | 10° | 15° | 20° | 25° | 30° | 35° | 40° | 45° | 50° | 55° | 60° | 65° | 70° | 75° | 80° | 85° | 90° | 95° | γ |
|------|------|------|------|------|------|-----|-----|-----|-----|-----|-----|-----|-----|-----|-----|-----|-----|-----|-----|----------|
| 1145 | 1140 | 1126 | 1102 | 1070 | 1029 | 980 | 922 | 857 | 784 | 705 | 620 | 529 | 435 | 338 | 244 | 154 | 75 | 21 | 3 | cd |
| 100% | 100% | 98% | 96% | 94% | 90% | 86% | 81% | 75% | 68% | 62% | 54% | 46% | 38% | 30% | 21% | 13% | 7% | 2% | 0% | of 0°val |

Intensities in 90° c-plane

| 0° | 5° | 10° | 15° | 20° | 25° | 30° | 35° | 40° | 45° | 50° | 55° | 60° | 65° | 70° | 75° | 80° | 85° | 90° | 95° | γ |
|------|------|------|------|------|------|-----|-----|-----|-----|-----|-----|-----|-----|-----|-----|-----|-----|-----|-----|----------|
| 1145 | 1140 | 1126 | 1102 | 1070 | 1029 | 980 | 922 | 857 | 784 | 705 | 620 | 529 | 435 | 338 | 244 | 154 | 75 | 21 | 3 | cd |
| 100% | 100% | 98% | 96% | 94% | 90% | 86% | 81% | 75% | 68% | 62% | 54% | 46% | 38% | 30% | 21% | 13% | 7% | 2% | 0% | of 0°val |

Intensities in 180° c-plane

| 0° | 5° | 10° | 15° | 20° | 25° | 30° | 35° | 40° | 45° | 50° | 55° | 60° | 65° | 70° | 75° | 80° | 85° | 90° | 95° | γ |
|------|------|------|------|------|------|-----|-----|-----|-----|-----|-----|-----|-----|-----|-----|-----|-----|-----|-----|----------|
| 1145 | 1140 | 1126 | 1102 | 1070 | 1029 | 980 | 922 | 857 | 784 | 705 | 620 | 529 | 435 | 338 | 244 | 154 | 75 | 21 | 3 | cd |
| 100% | 100% | 98% | 96% | 94% | 90% | 86% | 81% | 75% | 68% | 62% | 54% | 46% | 38% | 30% | 21% | 13% | 7% | 2% | 0% | of 0°val |

Intensities in 270° c-plane

| 0° | 5° | 10° | 15° | 20° | 25° | 30° | 35° | 40° | 45° | 50° | 55° | 60° | 65° | 70° | 75° | 80° | 85° | 90° | 95° | γ |
|------|------|------|------|------|------|-----|-----|-----|-----|-----|-----|-----|-----|-----|-----|-----|-----|-----|-----|----------|
| 1145 | 1140 | 1126 | 1102 | 1070 | 1029 | 980 | 922 | 857 | 784 | 705 | 620 | 529 | 435 | 338 | 244 | 154 | 75 | 21 | 3 | cd |
| 100% | 100% | 98% | 96% | 94% | 90% | 86% | 81% | 75% | 68% | 62% | 54% | 46% | 38% | 30% | 21% | 13% | 7% | 2% | 0% | of 0°val |

Light Measurement Report

Print date: 7-4-2025

Measurement date and time: 7-4-2025 12:21:37 – Measurement no. VFR-250407-0614-MS

Measurement tracking No. and Link: [VT250407-002456](#)

Operator:



Light Planning – UGR table

Uncorrected, comprehensive UGR table according to 117-1995

| Reflectances | | 70 | 70 | 50 | 50 | 30 | 70 | 70 | 50 | 50 | 30 |
|-------------------------------------|-----------|--|------|------|------|------|--|------|------|------|------|
| | ρ Ceiling | 70 | 70 | 50 | 50 | 30 | 70 | 70 | 50 | 50 | 30 |
| | ρ Walls | 50 | 30 | 50 | 30 | 30 | 50 | 30 | 50 | 30 | 30 |
| | ρ Floor | 20 | 20 | 20 | 20 | 20 | 20 | 20 | 20 | 20 | 20 |
| Room size | | Viewed Crosswise | | | | | Viewed Endwise | | | | |
| H = mounting height above eye level | | (Viewing direction orthogonal to lamp length axis) | | | | | (Viewing direction parallel to lamp length axis) | | | | |
| X | Y | | | | | | | | | | |
| 2H | 2H | 16,9 | 18,2 | 17,2 | 18,5 | 18,7 | 16,9 | 18,2 | 17,2 | 18,5 | 18,7 |
| | 3H | 18,4 | 19,7 | 18,9 | 20,0 | 20,2 | 18,4 | 19,7 | 18,9 | 20,0 | 20,2 |
| | 4H | 19,1 | 20,3 | 19,5 | 20,6 | 20,9 | 19,1 | 20,3 | 19,5 | 20,6 | 20,9 |
| | 6H | 19,7 | 20,8 | 20,0 | 21,1 | 21,5 | 19,7 | 20,8 | 20,0 | 21,1 | 21,5 |
| | 8H | 19,9 | 20,9 | 20,2 | 21,2 | 21,7 | 19,9 | 20,9 | 20,2 | 21,2 | 21,7 |
| | 12H | 20,0 | 21,0 | 20,4 | 21,3 | 21,8 | 20,0 | 21,0 | 20,4 | 21,3 | 21,8 |
| 4H | 2H | 17,5 | 18,8 | 18,0 | 19,0 | 19,3 | 17,5 | 18,8 | 18,0 | 19,0 | 19,3 |
| | 3H | 19,4 | 20,4 | 19,8 | 20,7 | 21,2 | 19,4 | 20,4 | 19,8 | 20,7 | 21,2 |
| | 4H | 20,1 | 21,0 | 20,6 | 21,5 | 22,0 | 20,1 | 21,0 | 20,6 | 21,5 | 22,0 |
| | 6H | 20,7 | 21,6 | 21,2 | 22,0 | 22,4 | 20,7 | 21,6 | 21,2 | 22,0 | 22,4 |
| | 8H | 21,0 | 21,8 | 21,5 | 22,2 | 22,6 | 21,0 | 21,8 | 21,5 | 22,2 | 22,6 |
| | 12H | 21,1 | 21,8 | 21,6 | 22,3 | 22,7 | 21,1 | 21,8 | 21,6 | 22,3 | 22,7 |
| 8H | 4H | 20,4 | 21,2 | 20,9 | 21,6 | 22,0 | 20,4 | 21,2 | 20,9 | 21,6 | 22,0 |
| | 6H | 21,2 | 21,8 | 21,7 | 22,3 | 22,9 | 21,2 | 21,8 | 21,7 | 22,3 | 22,9 |
| | 8H | 21,6 | 22,1 | 22,1 | 22,6 | 23,3 | 21,6 | 22,1 | 22,1 | 22,6 | 23,3 |
| | 12H | 21,8 | 22,3 | 22,4 | 22,8 | 23,4 | 21,8 | 22,3 | 22,4 | 22,8 | 23,4 |
| 12H | 4H | 20,4 | 21,1 | 20,9 | 21,5 | 22,0 | 20,4 | 21,1 | 20,9 | 21,5 | 22,0 |
| | 6H | 21,3 | 21,9 | 21,8 | 22,4 | 23,0 | 21,3 | 21,9 | 21,8 | 22,4 | 23,0 |
| | 8H | 21,7 | 22,1 | 22,3 | 22,6 | 23,3 | 21,7 | 22,1 | 22,3 | 22,6 | 23,3 |

Variations with the observer position for the luminaire spacings, S:

| | | |
|----------|------------|------------|
| S = 1.0H | 0,1 / -0,1 | 0,1 / -0,1 |
| S = 1.5H | 0,1 / -0,2 | 0,1 / -0,2 |
| S = 2.0H | 0,4 / -0,4 | 0,4 / -0,4 |

Coefficients of Utilization

| Ceiling reflectance | 80 | | | 70 | | | 50 | | | 30 | | | 10 | | | 0 | | |
|---------------------|--|-----|-----|-----|-----|-----|-----|-----|-----|-----|-----|-----|-----|-----|-----|-----|----|----|
| Wall reflectance | 70 | 50 | 30 | 10 | 70 | 50 | 30 | 10 | 50 | 30 | 10 | 50 | 30 | 10 | 50 | 30 | 10 | 0 |
| Floor reflectance | 20 | 20 | 20 | 20 | 20 | 20 | 20 | 20 | 20 | 20 | 20 | 20 | 20 | 20 | 20 | 20 | 20 | 0 |
| RCR | (RCR: Room Cavity Ratio) | | | | | | | | | | | | | | | | | |
| | Room Values are expressed as percentage of Lumen delivered to the task surface | | | | | | | | | | | | | | | | | |
| 0 | 119 | 119 | 119 | 119 | 116 | 116 | 116 | 116 | 111 | 111 | 106 | 106 | 106 | 102 | 102 | 102 | 99 | |
| 1 | 108 | 103 | 99 | 95 | 105 | 101 | 97 | 93 | 97 | 93 | 90 | 93 | 90 | 87 | 89 | 87 | 85 | 82 |
| 2 | 98 | 90 | 83 | 77 | 95 | 88 | 81 | 76 | 84 | 79 | 74 | 81 | 76 | 72 | 78 | 74 | 70 | 68 |
| 3 | 89 | 79 | 70 | 64 | 87 | 77 | 69 | 63 | 74 | 67 | 62 | 71 | 65 | 61 | 68 | 64 | 59 | 57 |
| 4 | 82 | 69 | 60 | 54 | 79 | 68 | 60 | 53 | 65 | 58 | 52 | 63 | 57 | 52 | 61 | 55 | 51 | 49 |
| 5 | 75 | 62 | 53 | 46 | 73 | 61 | 52 | 46 | 59 | 51 | 45 | 56 | 50 | 45 | 55 | 49 | 44 | 42 |
| 6 | 69 | 56 | 47 | 40 | 67 | 55 | 46 | 40 | 53 | 45 | 39 | 51 | 44 | 39 | 49 | 43 | 39 | 37 |
| 7 | 64 | 50 | 42 | 35 | 62 | 50 | 41 | 35 | 48 | 40 | 35 | 46 | 40 | 35 | 45 | 39 | 34 | 32 |
| 8 | 60 | 46 | 37 | 31 | 58 | 45 | 37 | 31 | 44 | 36 | 31 | 43 | 36 | 31 | 41 | 35 | 31 | 29 |
| 9 | 56 | 42 | 34 | 28 | 54 | 42 | 34 | 28 | 40 | 33 | 28 | 39 | 33 | 28 | 38 | 32 | 28 | 26 |
| 10 | 52 | 39 | 31 | 26 | 51 | 38 | 31 | 25 | 37 | 30 | 25 | 36 | 30 | 25 | 35 | 29 | 25 | 23 |

Light Measurement Report

Print date: 7-4-2025

Measurement date and time: 7-4-2025 12:21:37 – Measurement no. VFR-250407-0614-MS

Measurement tracking No. and Link: [VT250407-002456](https://www.viso-systems.com/VT250407-002456)

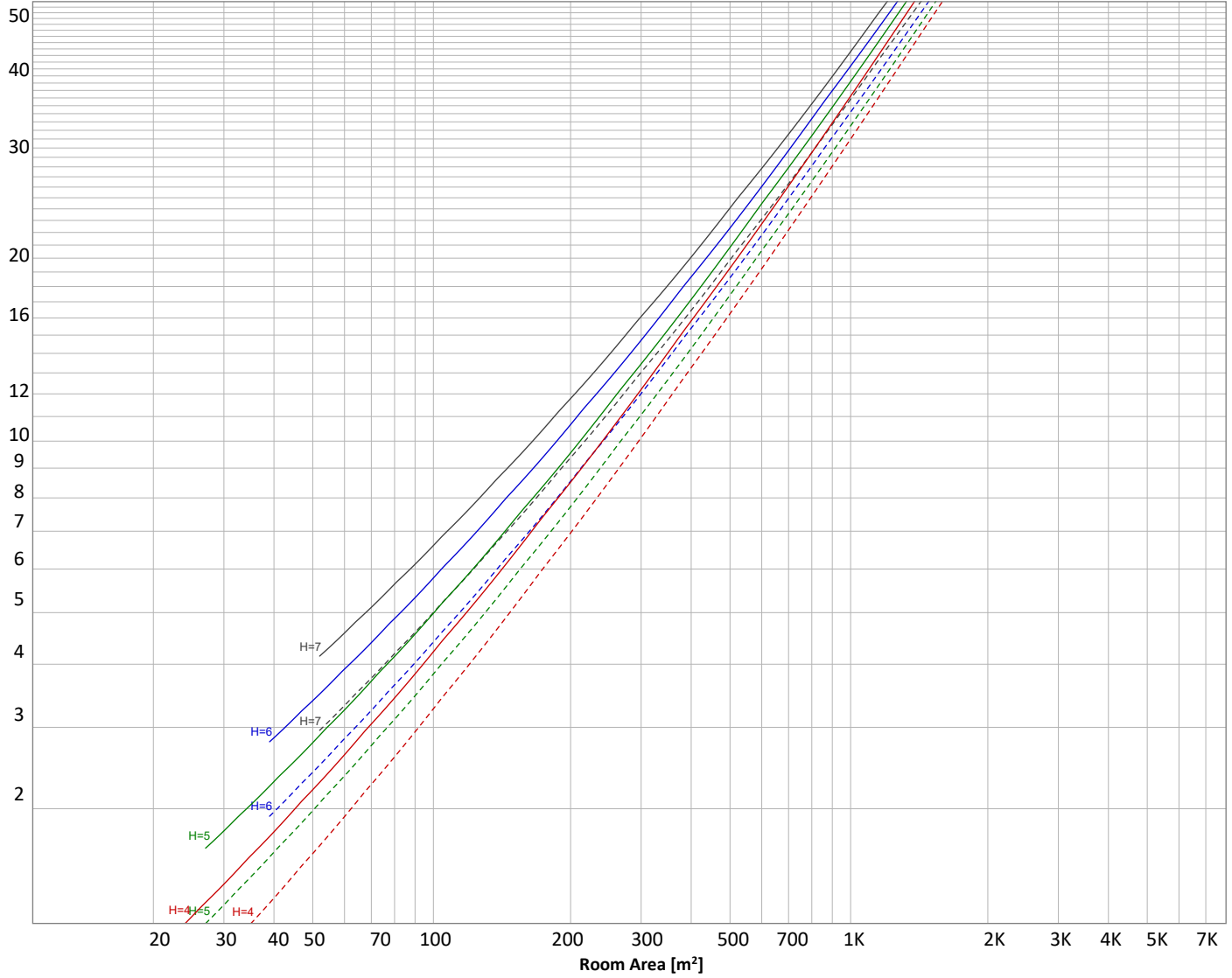
Operator:



Luminaire budgetary diagram

Uncorrected, comprehensive UGR table according to 117-1995

LAMPS (number of lamps)



Conditions

| | | | | | |
|---|----------------|-----------|---------------------|--------------------------|-------------------|
| H = Room height | Flux = 3422 lm | | | | |
| H _{down} = Lamp distance from ceiling = | 0.00 m | Line type | Ceiling reflectance | ρ(%) Wall reflectance | Floor reflectance |
| H _{work} = Work area height from floor = | 0.00 m | ----- | 70 | 50 | 30 |
| E _{work} = Average lux on work area = | 100 lx | ————— | 50 | 30 | 20 |

Zonal Lumen Summary

| | | | | | | | | |
|----------|-----------|-----------|-----------|-----------|-----------|-----------|-----------|-----------|
| 0°-10° | 10°-20° | 20°-30° | 30°-40° | 40°-50° | 50°-60° | 60°-70° | 70°-80° | 80°-90° |
| 109 lm | 312 lm | 475 lm | 578 lm | 606 lm | 555 lm | 431 lm | 257 lm | 81,4 lm |
| 90°-100° | 100°-110° | 110°-120° | 120°-130° | 130°-140° | 140°-150° | 150°-160° | 160°-170° | 170°-180° |
| 2,93 lm | 2,14 lm | 2,39 lm | 2,66 lm | 2,64 lm | 2,22 lm | 1,86 lm | 1,16 lm | 0,415 lm |

Light Measurement Report

Print date: 7-4-2025

Measurement date and time: 7-4-2025 12:21:37 – Measurement no. VFR-250407-0614-MS

Measurement tracking No. and Link: [VT250407-002456](#)

Operator:



Outdoor Light Planning

Lumen per Zone

| Zone (γ) | Lumen | % Total |
|--------------|----------------|---------------|
| 0-10° | 109 lm | 3,2% |
| 10-20° | 312 lm | 9,1% |
| 20-30° | 475 lm | 13,9% |
| 30-40° | 578 lm | 16,9% |
| 40-50° | 606 lm | 17,7% |
| 50-60° | 555 lm | 16,2% |
| 60-70° | 431 lm | 12,6% |
| 70-80° | 257 lm | 7,5% |
| 80-90° | 81 lm | 2,4% |
| 90-100° | 3 lm | 0,1% |
| 100-110° | 2 lm | 0,1% |
| 110-120° | 2 lm | 0,1% |
| 120-130° | 3 lm | 0,1% |
| 130-140° | 3 lm | 0,1% |
| 140-150° | 2 lm | 0,1% |
| 150-160° | 2 lm | 0,1% |
| 160-170° | 1 lm | 0,0% |
| 170-180° | 0 lm | 0,0% |
| Total | 3422 lm | 100,0% |

Intensity peaks

| | |
|----------------|---------|
| Max intensity | 1145 cd |
| Intensity, 90° | 21 cd |
| Intensity, 0° | 1145 cd |

Zonal Lumen summary

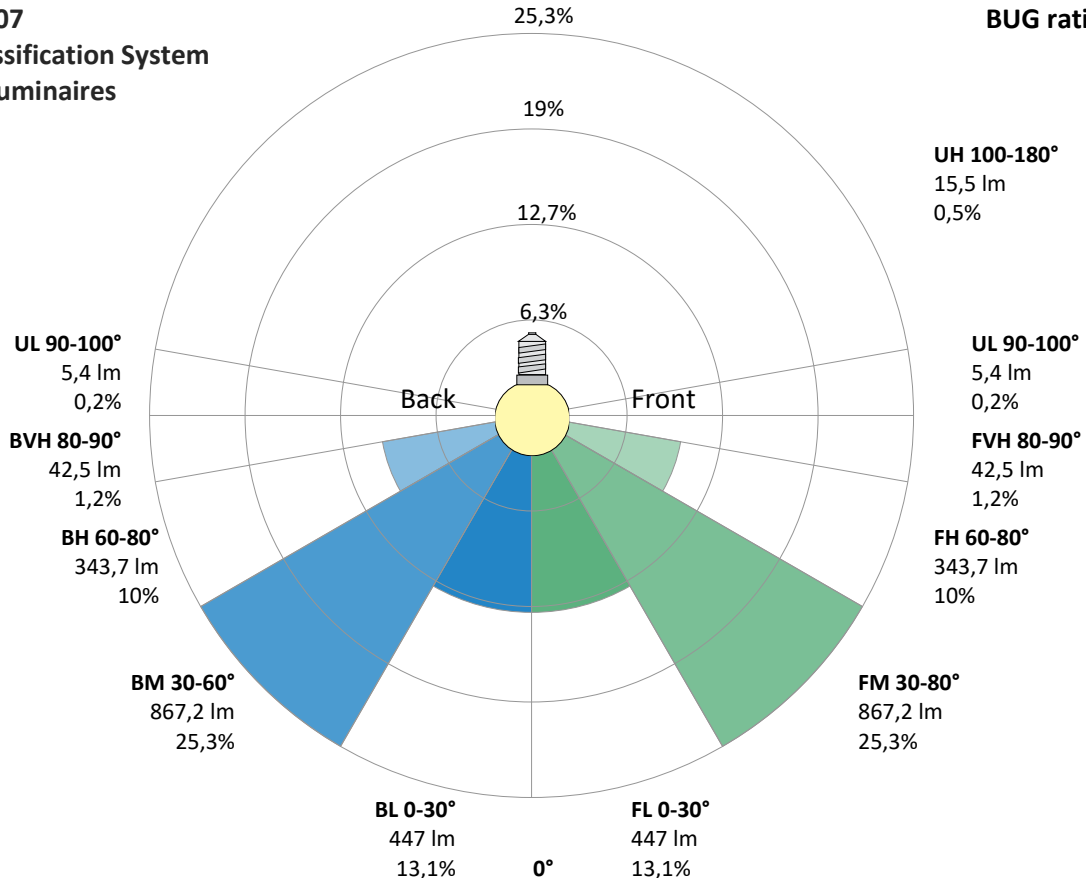
| Zone (γ) | Lumen | % Total |
|----------|---------|---------|
| 0-30° | 896 lm | 26,2% |
| 0-40° | 1474 lm | 43,1% |
| 0-60° | 2634 lm | 77,0% |
| 60-90° | 769 lm | 22,5% |
| 70-100° | 341 lm | 10,0% |
| 90-120° | 7 lm | 0,2% |
| 0-90° | 3403 lm | 99,5% |
| 90-180° | 18 lm | 0,5% |
| 0-180° | 3422 lm | 100,0% |

BUG rating

| | Lumen | % Total |
|----------------------|--------|---------|
| Forward light | | |
| Low(0-30°) | 447 lm | 13,1% |
| Medium(30-60°) | 867 lm | 25,3% |
| High(60-80°) | 344 lm | 10,0% |
| Very high(80-90°) | 42 lm | 1,2% |
| Back light | | |
| Low(0-30°) | 447 lm | 13,1% |
| Medium(30-60°) | 867 lm | 25,3% |
| High(60-80°) | 344 lm | 10,0% |
| Very high(80-90°) | 42 lm | 1,2% |
| Uplight | | |
| Low(90-100°) | 5 lm | 0,2% |
| High(100-180°) | 15 lm | 0,5% |

IESNA TM-15-07 Luminaire Classification System For Outdoor Luminaires

BUG rating B1 U2 G1



Light Measurement Report

Print date: 7-4-2025

Measurement date and time: 7-4-2025 12:21:37 – Measurement no. VFR-250407-0614-MS

Measurement tracking No. and Link: [VT250407-002456](#)

Operator:

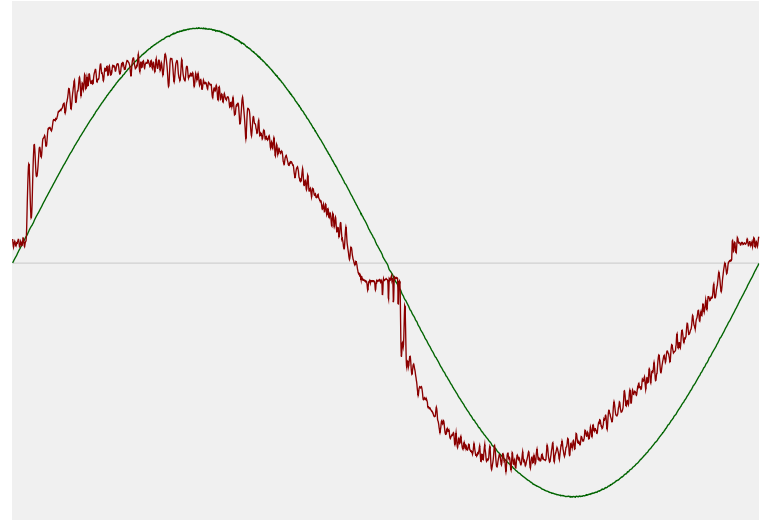


Power Details

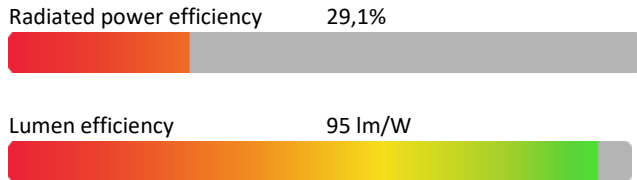
Input Power

| | |
|---|----------|
| Power feed to light source | 36,1 W |
| Frequency of input power | 50 Hz |
| RMS Input voltage feed, V_{RMS} | 230 V |
| RMS Input current feed, I_{RMS} | 0,165 A |
| Volt-Ampere or apparent power = $V_{RMS} * I_{RMS}$ | 37,96 VA |
| Displacement factor of AC power feed | 0,96 |
| Power factor of AC current feed | 0,95 |
| Total harmonic distortion of the current | 10,88% |
| Total harmonic distortion of the voltage | 0,06% |

Input Power Curve



Efficiency



Stabilization Details

Warmup Conditions

| | |
|-------------------|--------|
| Stable period | 15 min |
| Stable change max | 2,0% |
| Minimum time | 15 min |

Color Temperature Change

| | |
|-----------|--------|
| CCT start | 3998 K |
| CCT shift | +2 K |
| CCT end | 4000 K |

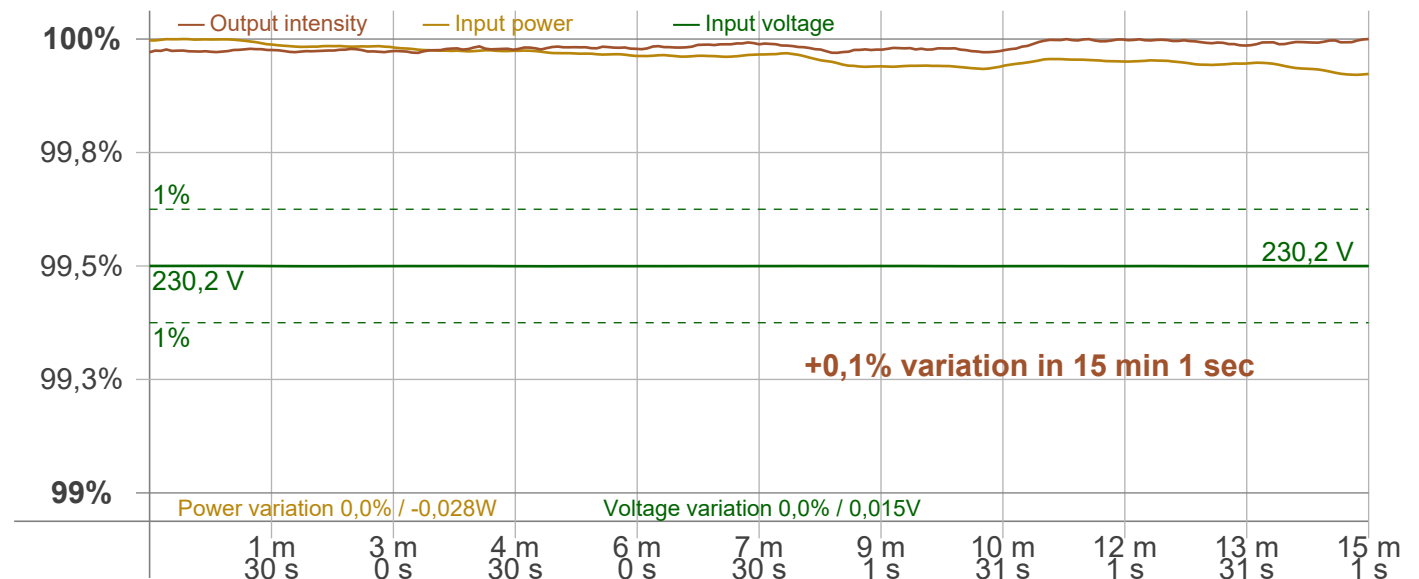
Warmup Result

| | |
|-------------------|---------------------------------|
| Total warmup time | Lamp stabilized in 15 min 1 sec |
| Warmup variation | +0,1% |

Output Change

| | |
|---------------|---------|
| Output start | 3421 lm |
| Output change | +1 lm |
| Output end | 3422 lm |

Stabilization Curve



Light Measurement Report

Print date: 7-4-2025

Measurement date and time: 7-4-2025 12:21:37 – Measurement no. VFR-250407-0614-MS

Measurement tracking No. and Link: [VT250407-002456](#)

Operator:



Flicker /TLA details

Flicker Meter Type Viso Systems LabFlicker
 Frequency of input power 50 Hz
 Flicker/TLA sample rate 20000 samples/s

Measurement time
 PstLM 180 sec
 All other indices 1,2 sec

Flicker indices according to Illuminating Engineering Society (IES)

Flicker frequency 6666,67 Hz
 Percent Flicker 7,65 %
 Flicker index 0,01

Flicker indices according to California Energy Commission (CEC) 2016b

JA8/10 40 Hz 0,09 %
 JA8/10 90 Hz 0,2 %
 JA8/10 200 Hz 0,66 %
 JA8/10 400 Hz 1 %
 JA8/10 1000 Hz 2,06 %

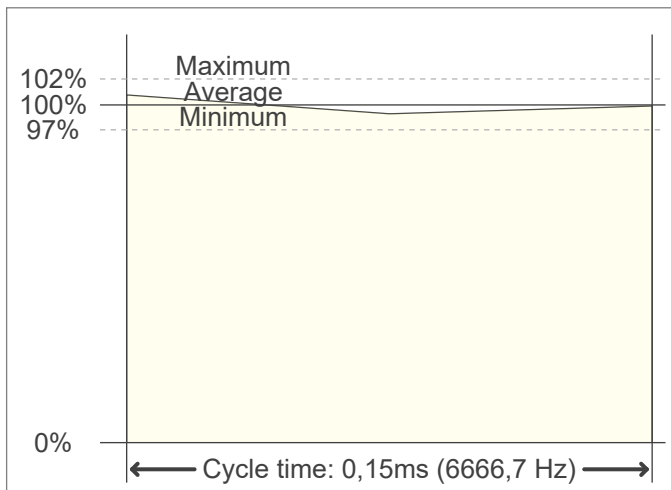
TLA indices (re IEC TR 61547-1, IEC 61000-3-3 and IEC 61000-4-15)

PstLM value (F < 80 Hz) 0,03
 SVM value (80 < F < 2000 Hz) 0,01

Flicker indices according to Lighting Research Center (2015)

Perception metric, Assist Mp 0,03

Flicker frame (frame of one flicker period in time domain)



Flicker FFT (flicker curve in frequency domain)



IEEE 1789 Frequency/modulation plot

