

# Light Measurement Report

Print date: 27-5-2025

Measurement date and time: 27-5-2025 14:46:36 – Measurement no. VFR-250527-1477-MS

Measurement tracking No. and Link: [VT250527-007484](#)

Operator:



## Laboratory and Equipment

Laboratory Owner and Location  
Goniospectrometer System and Type  
Sensor Name, Calibr. Date and Serial No.  
Spectrometer Manufacturer and Model

Viso Systems, Copenhagen V, Denmark  
LabSpion – Type C, horizontal  
LabSensor Model2 – 11-1-2024 – 3130191315  
Ibsen Photonics, Denmark – Freedom VIS (Custom Viso)

## Measurement Conditions

Number of C-planes and Resolution  
 $\gamma$  (gamma)-Resolution  
Test Distance  
Input Power, Power and Displ. Factors  
Input RMS Voltage and Current  
Frequency of Input Power  
Warm-up Time and Variation

12 planes – 30°  
5°  
11,99 m  
62,4 W – PF 0,96 – DPF 0,97  
230 V – 0,282 A  
50 Hz  
Lamp stabilized in 15 min 1 sec – 2,0%

## Tested Light Source

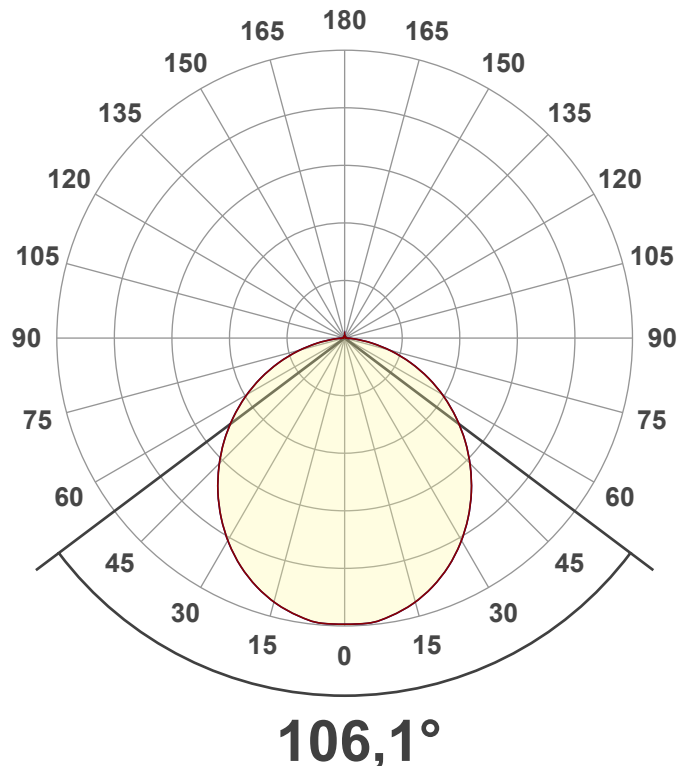
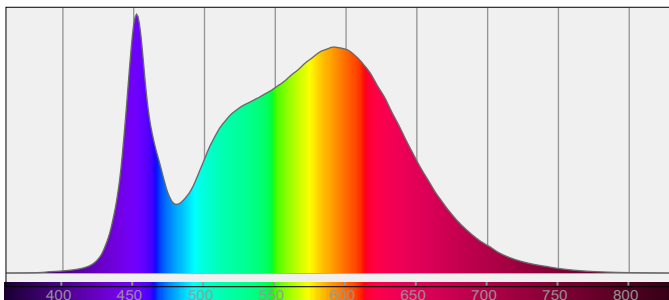
Product Name  
Item No. and Manufacturer  
Product Description (line 1)

810337-4000K  
810337-4000K – Dutchfulfillment  
LED TRI-PROOF | LYNN | 23-29-34-40W | 120CM | CCT SWITCH

## Main Light Measurement Results

Output – Total Lumen (Up% / Down%)  
Efficiency  
Peak Intensity and Beam Angle  
Correlated Color Temperature, Target/Measured  
Color Rendering Index  
Color Rendering TM30-18  
Color Shift, CIE duv and MacAdam Steps  
Flicker

6547 lm – 1,23% / 98,77%  
105 lm/W  
2428 cd – 106,1°  
CCT = 4000 K / 4127 K  
CRI 82,9  
 $R_f$  84,1 –  $R_g$  94,3  
Duv 0,0032 – SDCM 3,5  
SVM 0 – PstLM 0,01



# Light Measurement Report

Print date: 27-5-2025

Measurement date and time: 27-5-2025 14:46:36 – Measurement no. VFR-250527-1477-MS

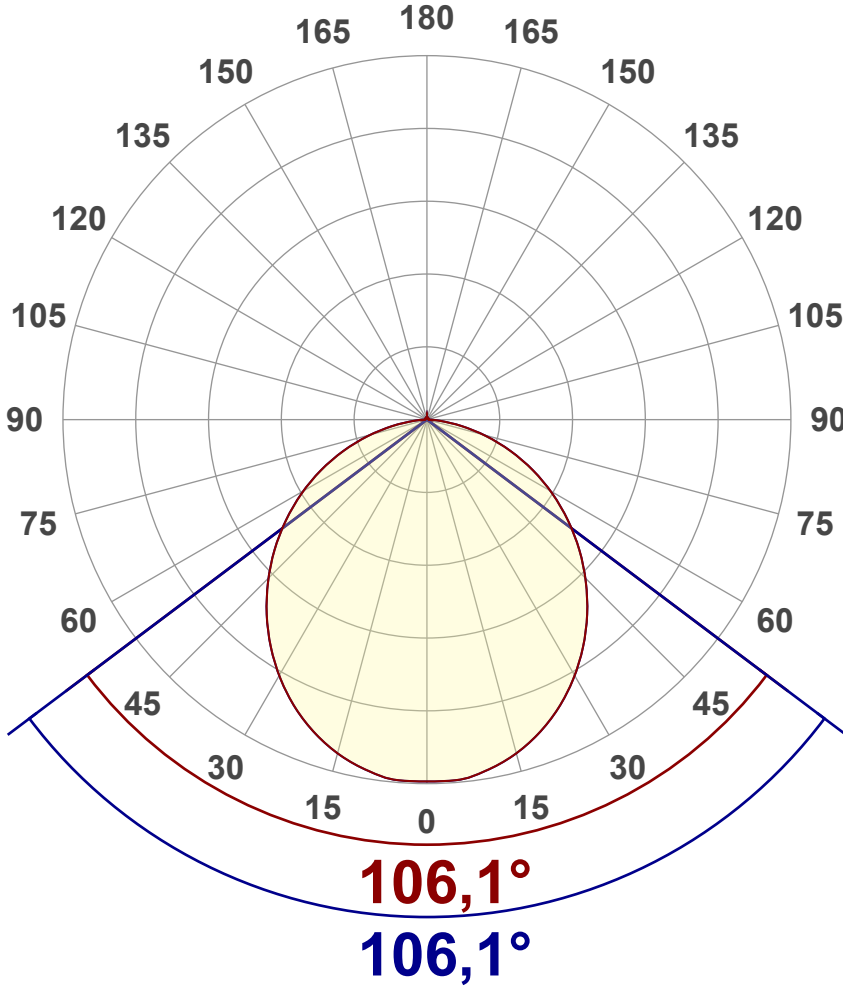
Measurement tracking No. and Link: [VT250527-007484](https://vt250527-007484)

Operator:



## Luminous Intensity diagram

Unit: 0-100% of peak intensity



## Main Values

Output (total Lumen)	6547 lm
Lumen Up% / Down%	1,23% / 98,77%
Peak Intensity	2428 cd
Beam Angle (50%)	106,1°
Beam Angle (90%)	106,1°
Beam Angle (10%)	106,1°

## Cut-off Angle

Average 2,5%	173,4°
--------------	--------

## Field Angle

Average 10%	158,6°
-------------	--------

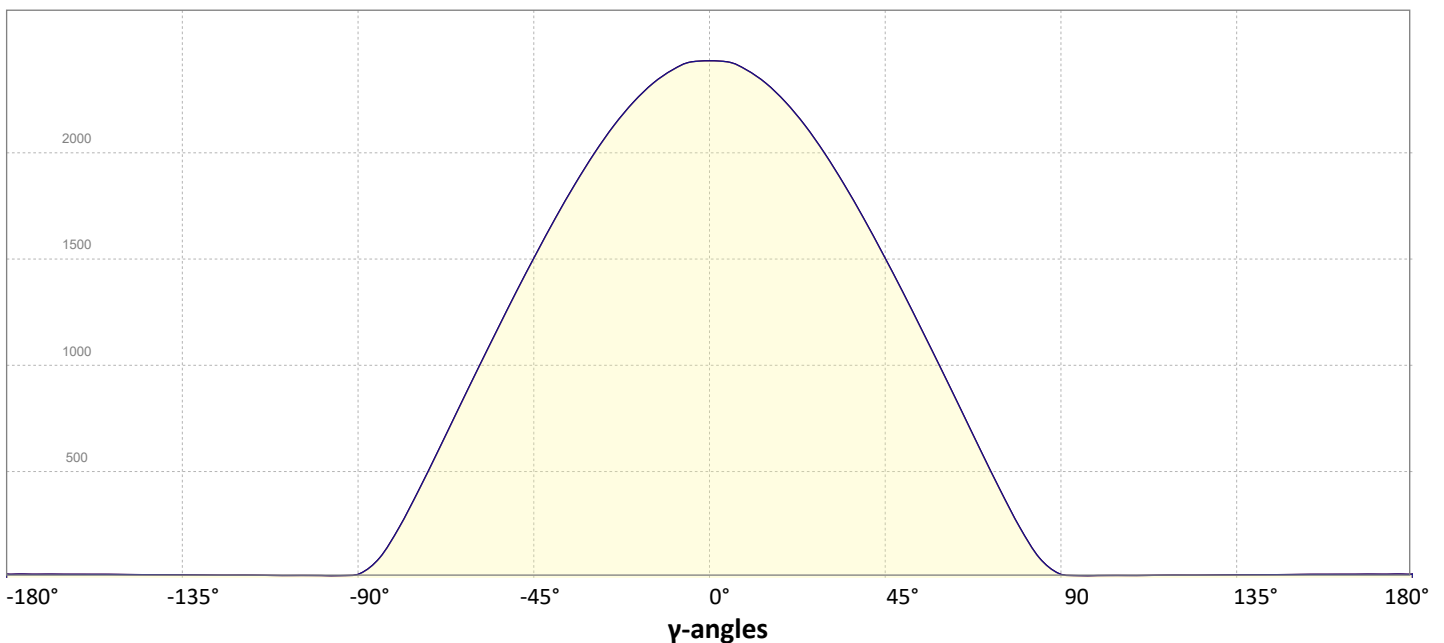
## Intensity Ratio

In 120° cone	79,2%
In 90° cone	54,8%

**C000-C180**

**C090-C270**

## Linear distribution diagram - Intensity (candela) vs $\gamma$ -angle



# Light Measurement Report

Print date: 27-5-2025

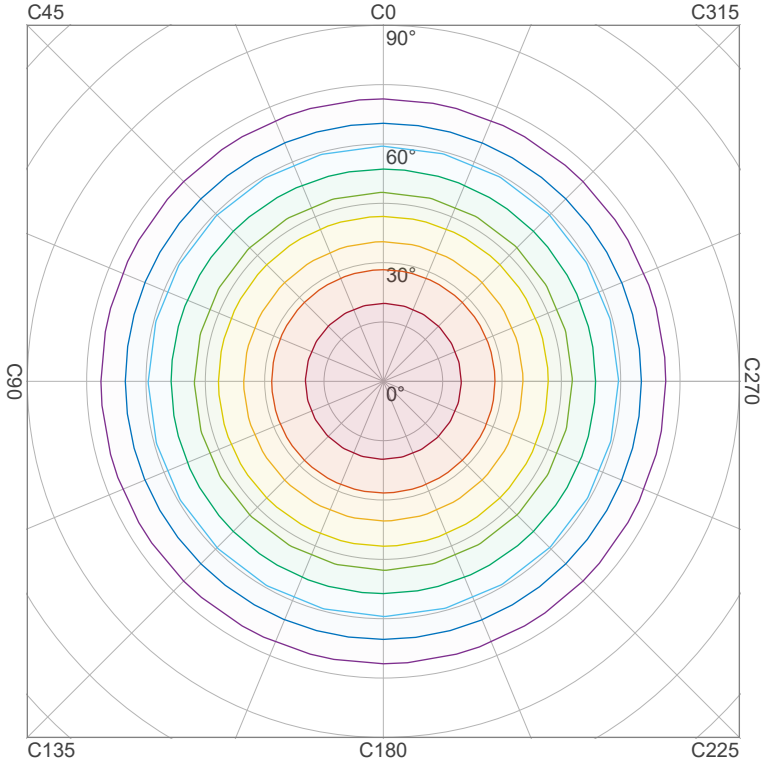
Measurement date and time: 27-5-2025 14:46:36 – Measurement no. VFR-250527-1477-MS

Measurement tracking No. and Link: [VT250527-007484](https://vt250527-007484)

Operator:



## Iso-intensity Diagram (Iso-candela)

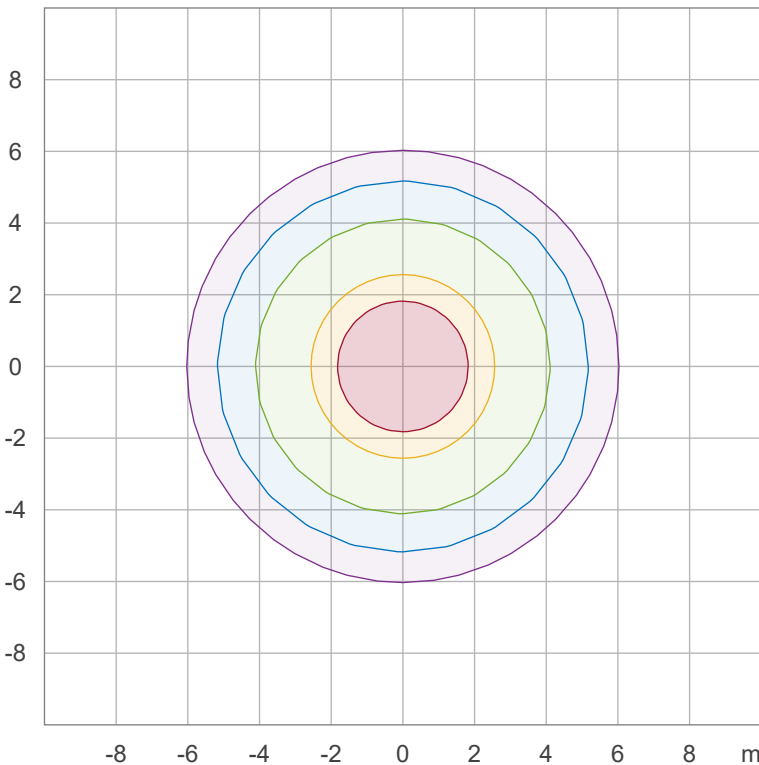


90 %	2185,4 cd
80 %	1942,6 cd
70 %	1699,8 cd
60 %	1456,9 cd
50 %	1214,1 cd
40 %	971,3 cd
30 %	728,5 cd
20 %	485,6 cd
10 %	242,8 cd

Peak intensity: 2428,2 cd

Number of c-planes: 12

## Iso-illuminance Diagram (Iso-lux)



50,0 %	134,9 lx
30,0 %	80,9 lx
10,0 %	27,0 lx
5,0 %	13,5 lx
3,0 %	8,1 lx

Peak illuminance: 269,8 lx

Mounting height: 3,0 m

Number of c-planes: 12

# Light Measurement Report

Print date: 27-5-2025

Measurement date and time: 27-5-2025 14:46:36 – Measurement no. VFR-250527-1477-MS

Measurement tracking No. and Link: [VT250527-007484](https://vt250527-007484)

Operator:

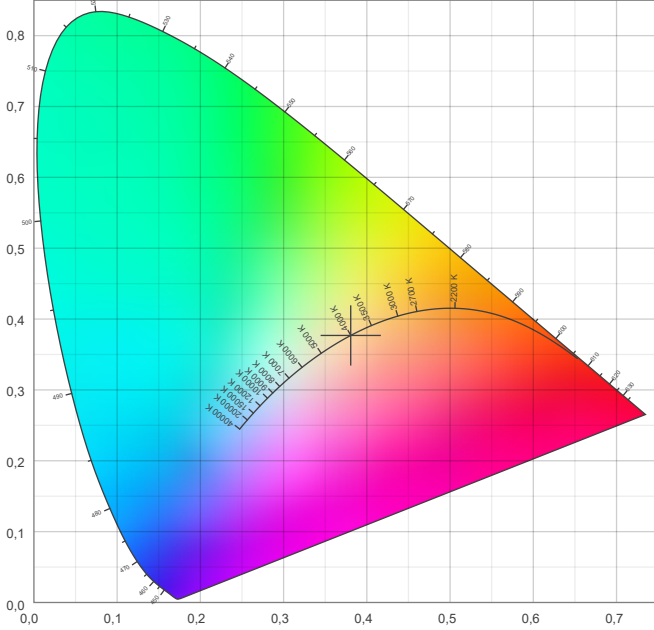


## Color details

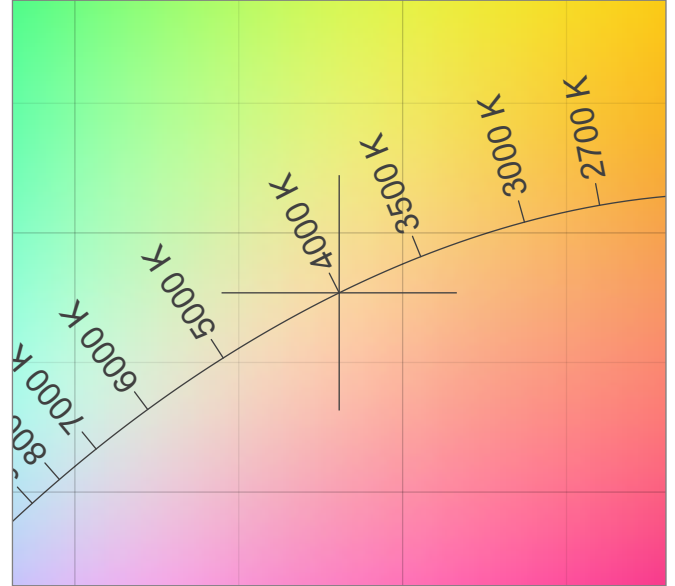
Correlated Color Temperature, Target CCT = 4000 K  
 Correlated Color Temperature, Measured CCT = 4127 K  
 Color Rendering Index CRI 82,9  
 Color Rendering Index, R9 (red component) R9 = 6,2  
 Color Rendering TM30-18 R<sub>f</sub> 84,1 – R<sub>g</sub> 94,3  
 Color Quality Scale CQS = 82,7

MacAdam Steps SDCM = 3,5  
 Color coordinates CIE 1931 (x;y) = (0,381;0,377)  
 Color coordinate CIEs 1960 (u;v) = (0,225;0,334)  
 Color deviation from BBL Duv = 0,0032  
 Color coordinate CIEs 1976 (CIELUV) (u';v') = (0,225;0,502)

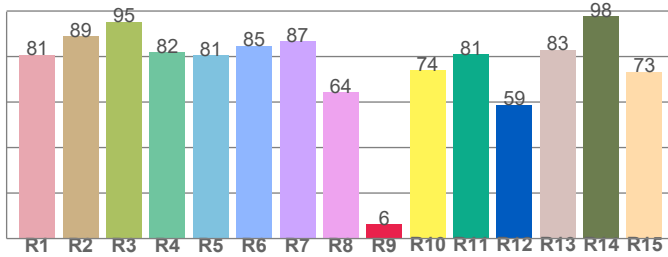
### CIE 1931



### CIE 1931 – zoomed on Planckian locus



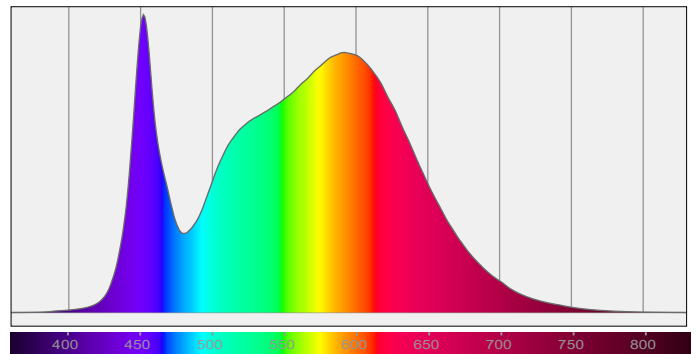
### Color Rendering Index per reference color (CIE 1995)



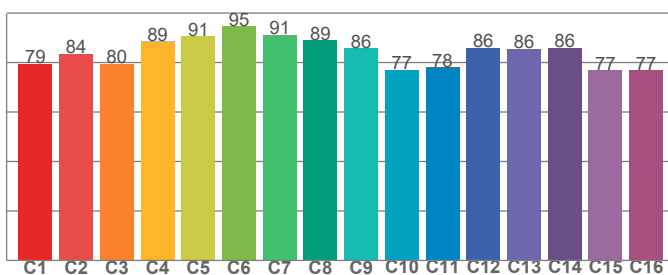
CRI R values, only R1-R8 are used to calculate final CRI value

R1	R2	R3	R4	R5	R6	R7	R8	R9	R10	R11	R12	R13	R14	R15
80,9	89,0	95,3	81,9	80,7	84,8	86,7	64,4	6,2	74,0	81,1	58,7	83,0	97,6	73,3

### Spectral power distribution (SPD) / W/nm – 0-100%



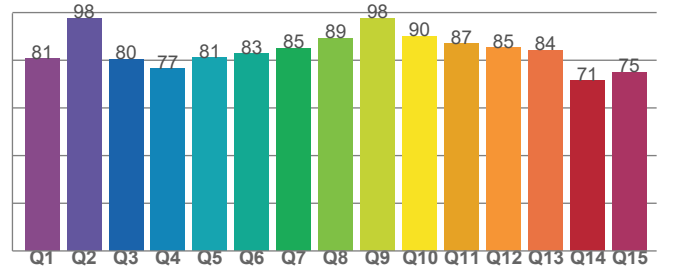
### TM30-18 R<sub>f</sub>-values per hue bin



TM30 C values, 16 binned values out of total of 99 C values

C1	C2	C3	C4	C5	C6	C7	C8	C9	C10	C11	C12	C13	C14	C15	C16
79,5	83,6	79,5	88,5	90,7	94,7	91,2	88,9	85,7	77,1	78,1	86,0	85,6	86,0	76,9	76,9

### Color Quality Scale by reference color



CQS Q values

Q1	Q2	Q3	Q4	Q5	Q6	Q7	Q8	Q9	Q10	Q11	Q12	Q13	Q14	Q15
80,6	97,7	80,3	76,5	81,0	82,7	85,1	89,1	97,6	90,0	86,9	85,2	84,2	71,3	74,9

# Light Measurement Report

Print date: 27-5-2025

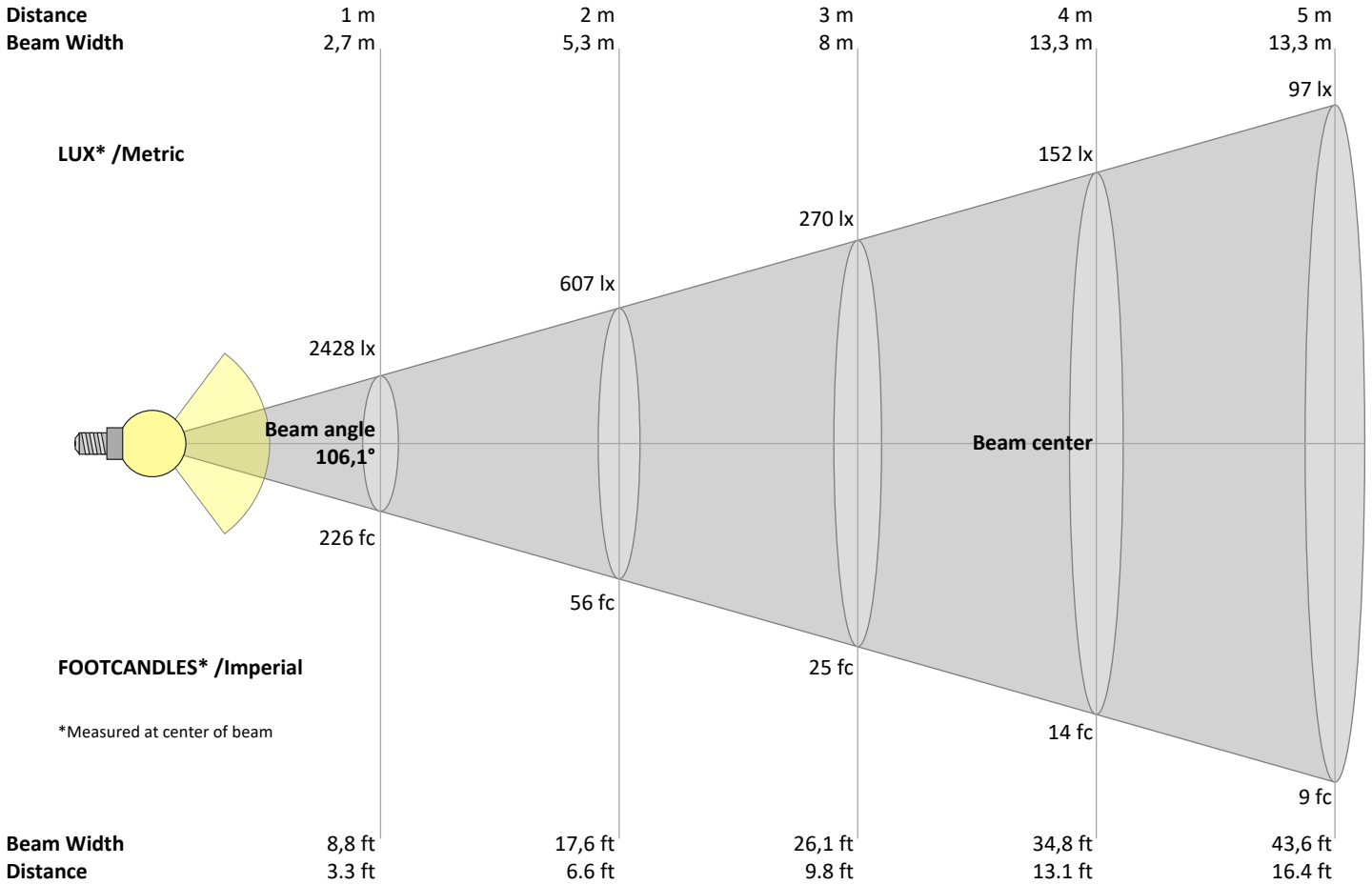
Measurement date and time: 27-5-2025 14:46:36 – Measurement no. VFR-250527-1477-MS

Measurement tracking No. and Link: [VT250527-007484](https://www.viso-systems.com/VT250527-007484)

Operator:



## Beam Details



### Beam intensities from 1 – 20 m

1	2	3	4	5	6	7	8	9	10	11	12	13	14	15	16	17	18	19	20	m
3,3	6,6	9,8	13,1	16,4	19,7	23	26,2	29,5	32,8	36,1	39,4	42,7	45,9	49,2	52,5	55,8	59,1	62,3	65,6	ft
2428	607	270	152	97	67	50	38	30	24	20	17	14	12	11	9	8	7	7	6	lux
225,6	56,4	25,1	14,1	9	6,3	4,6	3,5	2,8	2,3	1,9	1,6	1,3	1,2	1	0,9	0,8	0,7	0,6	0,6	fc

### Intensities in 0° c-plane

0°	5°	10°	15°	20°	25°	30°	35°	40°	45°	50°	55°	60°	65°	70°	75°	80°	85°	90°	95°	γ
2428	2424	2383	2317	2227	2115	1982	1834	1674	1503	1326	1143	957	768	578	393	222	86	19	10	cd
100%	100%	98%	95%	92%	87%	82%	76%	69%	62%	55%	47%	39%	32%	24%	16%	9%	4%	1%	0%	of 0°val

### Intensities in 90° c-plane

0°	5°	10°	15°	20°	25°	30°	35°	40°	45°	50°	55°	60°	65°	70°	75°	80°	85°	90°	95°	γ
2428	2424	2383	2317	2227	2115	1982	1834	1674	1503	1326	1143	957	768	578	393	222	86	19	10	cd
100%	100%	98%	95%	92%	87%	82%	76%	69%	62%	55%	47%	39%	32%	24%	16%	9%	4%	1%	0%	of 0°val

### Intensities in 180° c-plane

0°	5°	10°	15°	20°	25°	30°	35°	40°	45°	50°	55°	60°	65°	70°	75°	80°	85°	90°	95°	γ
2428	2424	2383	2317	2227	2115	1982	1834	1674	1503	1326	1143	957	768	578	393	222	86	19	10	cd
100%	100%	98%	95%	92%	87%	82%	76%	69%	62%	55%	47%	39%	32%	24%	16%	9%	4%	1%	0%	of 0°val

### Intensities in 270° c-plane

0°	5°	10°	15°	20°	25°	30°	35°	40°	45°	50°	55°	60°	65°	70°	75°	80°	85°	90°	95°	γ
2428	2424	2383	2317	2227	2115	1982	1834	1674	1503	1326	1143	957	768	578	393	222	86	19	10	cd
100%	100%	98%	95%	92%	87%	82%	76%	69%	62%	55%	47%	39%	32%	24%	16%	9%	4%	1%	0%	of 0°val

# Light Measurement Report

Print date: 27-5-2025

Measurement date and time: 27-5-2025 14:46:36 – Measurement no. VFR-250527-1477-MS

Measurement tracking No. and Link: [VT250527-007484](https://vt250527-007484)

Operator:



## Light Planning – UGR table

Uncorrected, comprehensive UGR table according to 117-1995

Reflectances		70	70	50	50	30	70	70	50	50	30
	ρ Ceiling	70	70	50	50	30	70	70	50	50	30
	ρ Walls	50	30	50	30	30	50	30	50	30	30
	ρ Floor	20	20	20	20	20	20	20	20	20	20
Room size		Viewed Crosswise					Viewed Endwise				
H = mounting height above eye level		(Viewing direction orthogonal to lamp length axis)					(Viewing direction parallel to lamp length axis)				
X	Y										
2H	2H	21,9	23,1	22,2	23,5	23,7	22,6	23,8	22,9	24,1	24,4
	3H	23,1	24,3	23,5	24,6	24,8	24,0	25,2	24,4	25,5	25,7
	4H	23,5	24,7	23,9	25,0	25,2	24,5	25,7	24,9	26,0	26,3
	6H	23,8	24,8	24,1	25,1	25,5	25,0	26,0	25,3	26,3	26,7
	8H	23,8	24,8	24,2	25,1	25,6	25,0	26,0	25,4	26,4	26,8
	12H	23,8	24,8	24,2	25,1	25,6	25,1	26,0	25,5	26,4	26,9
4H	2H	22,5	23,7	22,9	24,0	24,2	23,0	24,2	23,5	24,5	24,8
	3H	23,9	24,9	24,3	25,2	25,7	24,7	25,6	25,1	26,0	26,5
	4H	24,4	25,3	24,8	25,7	26,2	25,2	26,1	25,7	26,6	27,1
	6H	24,7	25,5	25,2	25,9	26,3	25,7	26,6	26,2	26,9	27,3
	8H	24,7	25,5	25,3	25,9	26,3	25,8	26,6	26,4	27,0	27,4
	12H	24,7	25,4	25,3	25,8	26,3	25,9	26,6	26,4	27,0	27,5
8H	4H	24,6	25,4	25,1	25,7	26,1	25,4	26,2	25,9	26,6	27,0
	6H	25,0	25,6	25,5	26,1	26,6	25,9	26,5	26,5	27,0	27,6
	8H	25,1	25,6	25,7	26,2	26,8	26,2	26,7	26,7	27,2	27,9
	12H	25,2	25,6	25,8	26,1	26,8	26,3	26,7	26,9	27,2	27,9
12H	4H	24,6	25,2	25,1	25,7	26,2	25,4	26,0	25,9	26,5	27,0
	6H	25,0	25,6	25,6	26,1	26,8	26,0	26,5	26,5	27,0	27,7
	8H	25,2	25,6	25,8	26,1	26,8	26,2	26,6	26,8	27,1	27,8

### Variations with the observer position for the luminaire spacings, S:

S = 1.0H	0,1 / -0,2	0,1 / -0,1
S = 1.5H	0,3 / -0,4	0,2 / -0,3
S = 2.0H	0,6 / -0,9	0,6 / -0,8

## Coefficients of Utilization

Ceiling reflectance	80			70			50			30			10			0		
Wall reflectance	70	50	30	10	70	50	30	10	50	30	10	50	30	10	50	30	10	0
Floor reflectance	20	20	20	20	20	20	20	20	20	20	20	20	20	20	20	20	20	0
RCR	(RCR: Room Cavity Ratio)																	
	Room Values are expressed as percentage of Lumen delivered to the task surface																	
0	119	119	119	119	116	116	116	116	110	110	105	105	105	101	101	101	99	
1	109	104	100	96	106	102	98	94	97	94	91	93	91	88	89	87	85	83
2	99	91	84	79	96	89	83	77	85	80	75	82	77	74	79	75	72	70
3	90	80	72	65	88	78	71	65	75	69	64	72	67	62	70	65	61	59
4	83	71	62	56	80	70	61	55	67	60	54	64	58	53	62	57	53	50
5	76	63	55	48	74	62	54	48	60	53	47	58	51	46	56	50	46	44
6	70	57	48	42	68	56	48	42	54	47	41	52	46	41	51	45	40	38
7	65	52	43	37	64	51	43	37	49	42	37	48	41	36	46	40	36	34
8	61	47	39	33	59	47	39	33	45	38	33	44	37	32	43	37	32	30
9	57	44	35	30	55	43	35	30	42	35	30	41	34	29	39	33	29	27
10	53	40	32	27	52	40	32	27	39	32	27	38	31	27	37	31	27	25

# Light Measurement Report

Print date: 27-5-2025

Measurement date and time: 27-5-2025 14:46:36 – Measurement no. VFR-250527-1477-MS

Measurement tracking No. and Link: [VT250527-007484](https://www.viso-systems.com/VT250527-007484)

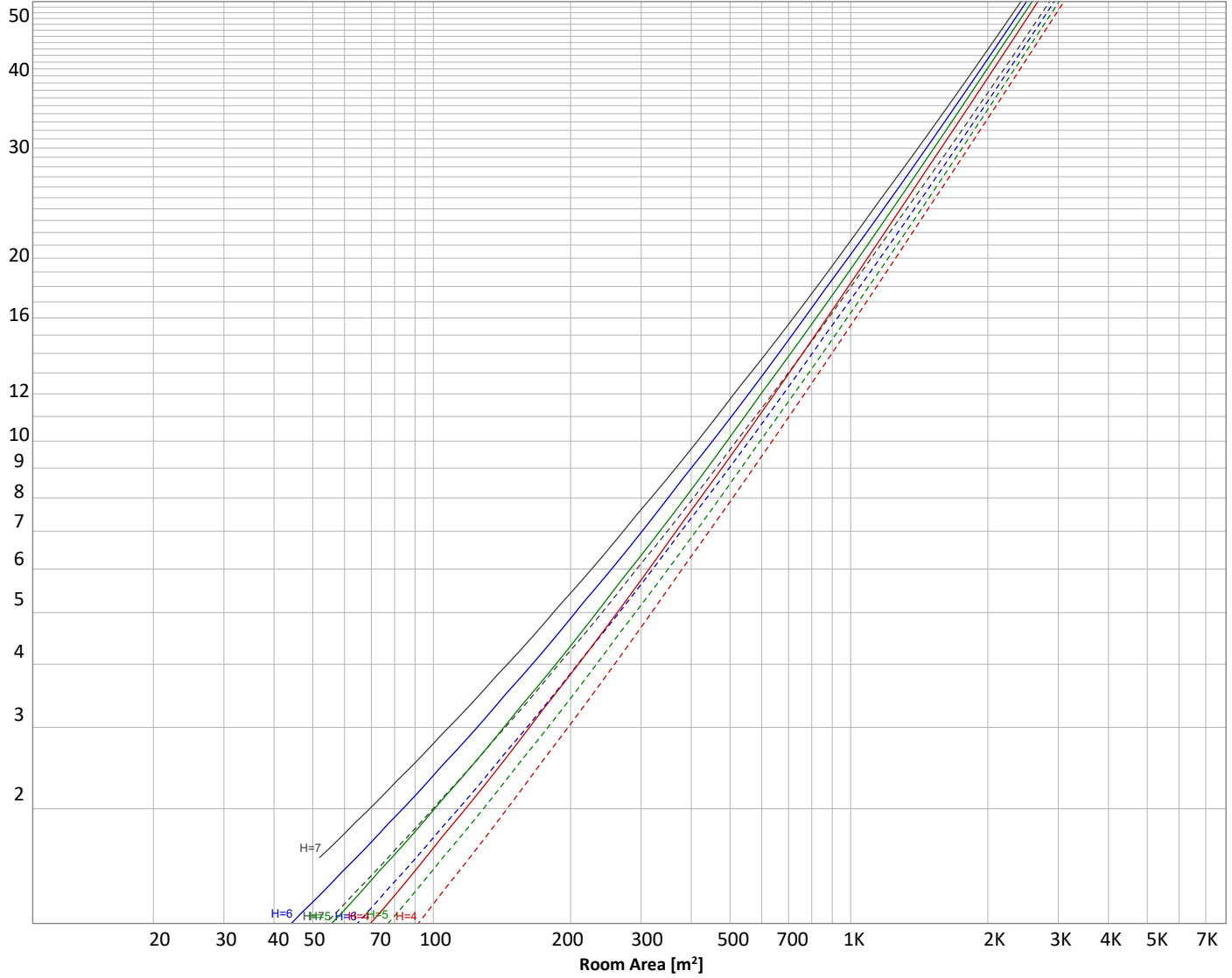
Operator:



## Luminaire budgetary diagram

Uncorrected, comprehensive UGR table according to 117-1995

LAMPS (number of lamps)



### Conditions

H = Room height	Flux = 6547 lm				
H <sub>down</sub> = Lamp distance from ceiling =	0.00 m	Line type	Ceiling reflectance	ρ(%) Wall reflectance	Floor reflectance
H <sub>work</sub> = Work area height from floor =	0.00 m	-----	70	50	30
E <sub>work</sub> = Average lux on work area =	100 lx	—————	50	30	20

### Zonal Lumen Summary

0°-10°	10°-20°	20°-30°	30°-40°	40°-50°	50°-60°	60°-70°	70°-80°	80°-90°
230 lm	653 lm	973 lm	1146 lm	1159 lm	1021 lm	759 lm	417 lm	108 lm
90°-100°	100°-110°	110°-120°	120°-130°	130°-140°	140°-150°	150°-160°	160°-170°	170°-180°
13,3 lm	11,3 lm	11,6 lm	11,1 lm	10,5 lm	9,19 lm	7,42 lm	4,70 lm	1,61 lm

# Light Measurement Report

Print date: 27-5-2025

Measurement date and time: 27-5-2025 14:46:36 – Measurement no. VFR-250527-1477-MS

Measurement tracking No. and Link: [VT250527-007484](https://www.viso-systems.com/VT250527-007484)

Operator:



## Outdoor Light Planning

### Lumen per Zone

Zone (γ)	Lumen	% Total
0-10°	230 lm	3,5%
10-20°	653 lm	10,0%
20-30°	973 lm	14,9%
30-40°	1146 lm	17,5%
40-50°	1159 lm	17,7%
50-60°	1021 lm	15,6%
60-70°	759 lm	11,6%
70-80°	417 lm	6,4%
80-90°	108 lm	1,7%
90-100°	13 lm	0,2%
100-110°	11 lm	0,2%
110-120°	12 lm	0,2%
120-130°	11 lm	0,2%
130-140°	11 lm	0,2%
140-150°	9 lm	0,1%
150-160°	7 lm	0,1%
160-170°	5 lm	0,1%
170-180°	2 lm	0,0%
<b>Total</b>	<b>6547 lm</b>	<b>100,0%</b>

### Intensity peaks

Max intensity	2428 cd
Intensity, 90°	19 cd
Intensity, 0°	2428 cd

### Zonal Lumen summary

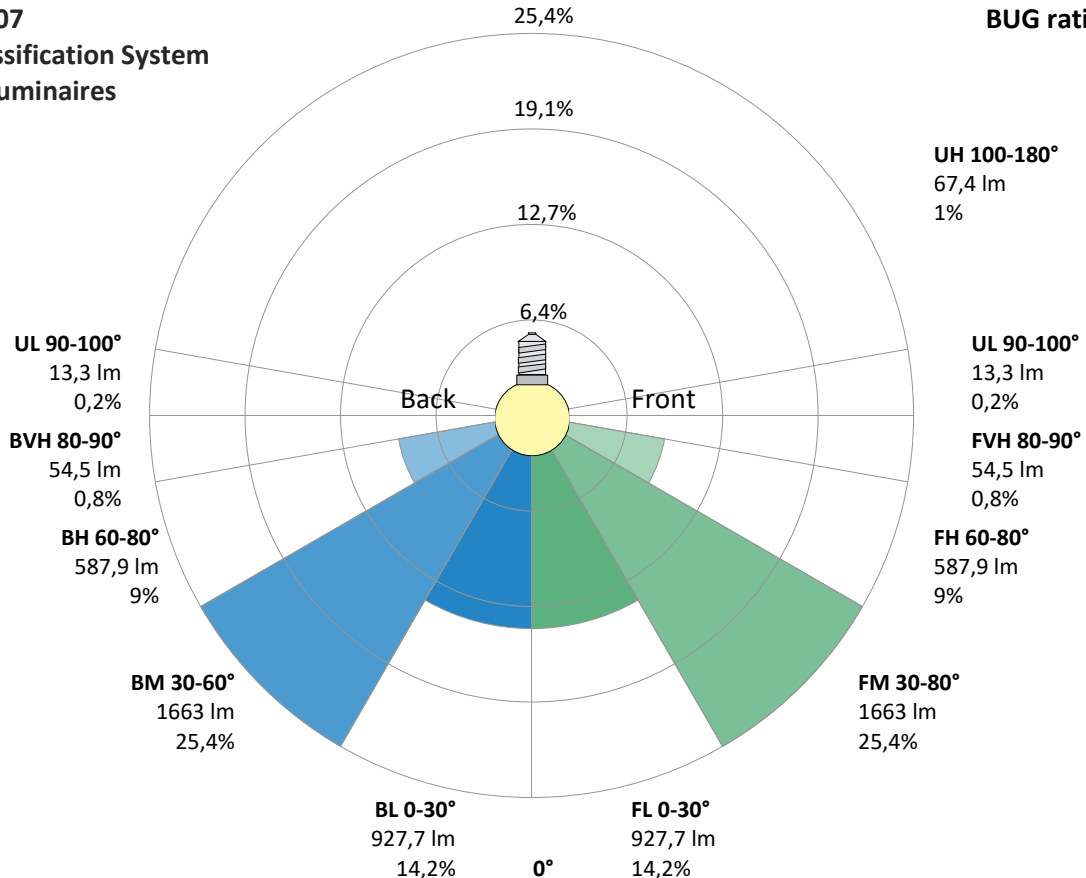
Zone (γ)	Lumen	% Total
0-30°	1856 lm	28,3%
0-40°	3002 lm	45,9%
0-60°	5182 lm	79,2%
60-90°	1284 lm	19,6%
70-100°	538 lm	8,2%
90-120°	36 lm	0,6%
0-90°	6466 lm	98,8%
90-180°	81 lm	1,2%
0-180°	6547 lm	100,0%

### BUG rating

	Lumen	% Total
<b>Forward light</b>		
Low(0-30°)	928 lm	14,2%
Medium(30-60°)	1663 lm	25,4%
High(60-80°)	588 lm	9,0%
Very high(80-90°)	55 lm	0,8%
<b>Back light</b>		
Low(0-30°)	928 lm	14,2%
Medium(30-60°)	1663 lm	25,4%
High(60-80°)	588 lm	9,0%
Very high(80-90°)	55 lm	0,8%
<b>Uplight</b>		
Low(90-100°)	13 lm	0,2%
High(100-180°)	67 lm	1,0%

## IESNA TM-15-07 Luminaire Classification System For Outdoor Luminaires

**BUG rating B2 U3 G1**



# Light Measurement Report

Print date: 27-5-2025

Measurement date and time: 27-5-2025 14:46:36 – Measurement no. VFR-250527-1477-MS

Measurement tracking No. and Link: [VT250527-007484](#)

Operator:

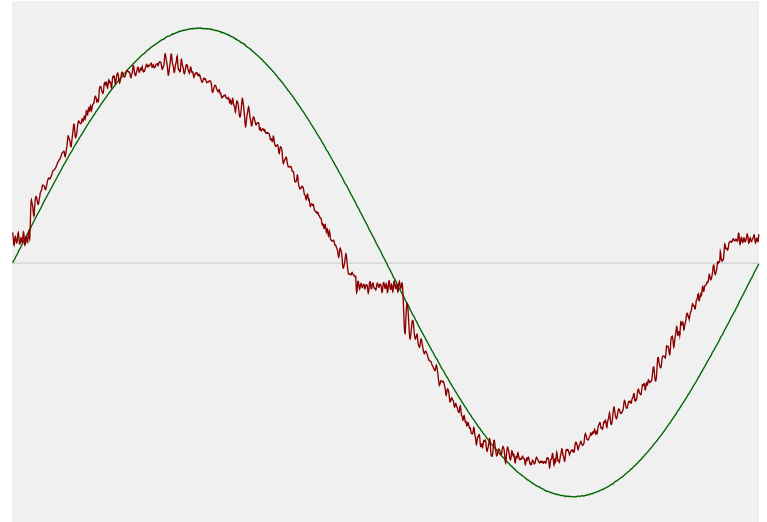


## Power Details

### Input Power

Power feed to light source	62,4 W
Frequency of input power	50 Hz
RMS Input voltage feed, $V_{RMS}$	230 V
RMS Input current feed, $I_{RMS}$	0,282 A
Volt-Ampere or apparent power = $V_{RMS} * I_{RMS}$	64,8 VA
Displacement factor of AC power feed	0,97
Power factor of AC current feed	0,96
Total harmonic distortion of the current	9,58%
Total harmonic distortion of the voltage	0,07%

### Input Power Curve



### Efficiency

Radiated power efficiency	31,4%
Lumen efficiency	105 lm/W

## Stabilization Details

### Warmup Conditions

Stable period	15 min
Stable change max	2,0%
Minimum time	15 min

### Color Temperature Change

CCT start	3998 K
CCT shift	+2 K
CCT end	4000 K

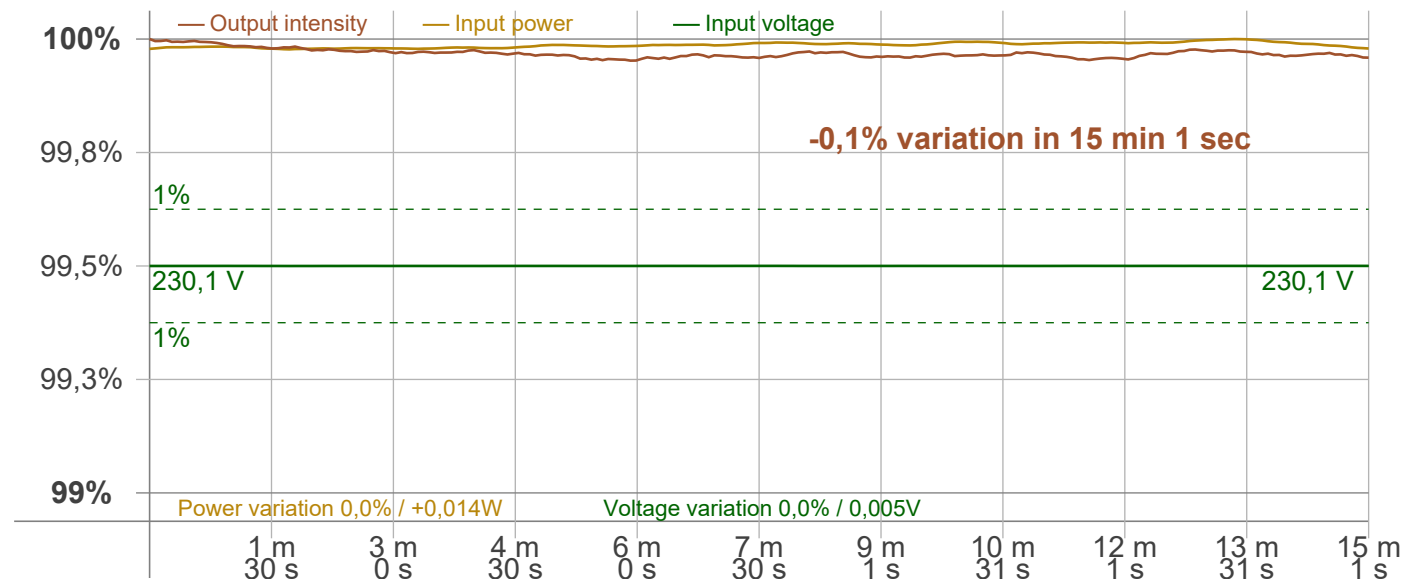
### Warmup Result

Total warmup time	Lamp stabilized in 15 min 1 sec
Warmup variation	-0,1%

### Output Change

Output start	6549 lm
Output change	-2 lm
Output end	6547 lm

### Stabilization Curve



# Light Measurement Report

Print date: 27-5-2025

Measurement date and time: 27-5-2025 14:46:36 – Measurement no. VFR-250527-1477-MS

Measurement tracking No. and Link: [VT250527-007484](https://www.viso-systems.com/VT250527-007484)

Operator:



## Flicker /TLA details

Flicker Meter Type: Viso Systems LabFlicker  
 Frequency of input power: 50 Hz  
 Flicker/TLA sample rate: 20000 samples/s

**Measurement time**  
 PstLM: 180 sec  
 All other indices: 1,2 sec

### Flicker indices according to Illuminating Engineering Society (IES)

Flicker frequency: 100 Hz  
 Percent Flicker: 0,18 %  
 Flicker index: 0

### Flicker indices according to California Energy Commission (CEC) 2016b

JA8/10 40 Hz: 0,01 %  
 JA8/10 90 Hz: 0,02 %  
 JA8/10 200 Hz: 0,14 %  
 JA8/10 400 Hz: 0,14 %  
 JA8/10 1000 Hz: 0,17 %

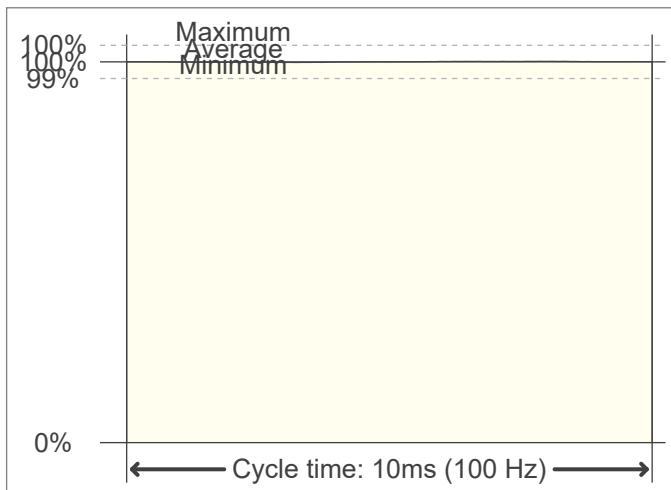
### TLA indices (re IEC TR 61547-1, IEC 61000-3-3 and IEC 61000-4-15)

PstLM value (F < 80 Hz): 0,01  
 SVM value (80 < F < 2000 Hz): 0

### Flicker indices according to Lighting Research Center (2015)

Perception metric, Assist Mp: 0,01

### Flicker frame (frame of one flicker period in time domain)



### Flicker FFT (flicker curve in frequency domain)



### IEEE 1789 Frequency/modulation plot

