

Light Measurement Report

Print date: 8-9-2025

Measurement date and time: 8-9-2025 13:35:53 – Measurement no. VFR-250908-3028-MS

Measurement tracking No. and Link: [VT250908-004287](#)

Operator:



Laboratory and Equipment

Laboratory Owner and Location
Goniospectrometer System and Type
Sensor Name, Calibr. Date and Serial No.
Spectrometer Manufacturer and Model

Viso Systems, Copenhagen V, Denmark
LabSpion – Type C, horizontal
LabSensor Model2 – 11-1-2024 – 3130191315
Ibsen Photonics, Denmark – Freedom VIS (Custom Viso)

Measurement Conditions

Number of C-planes and Resolution
 γ (gamma)-Resolution
Test Distance
Input Power, Power and Displ. Factors
Input RMS Voltage and Current
Frequency of Input Power
Warm-up Time and Variation

12 planes – 30°
5°
12,10 m
72,7 W – PF 0,98 – DPF 0,98
230 V – 0,321 A
50 Hz
Lamp stabilized in 15 min 0 sec – 2,0%

Tested Light Source

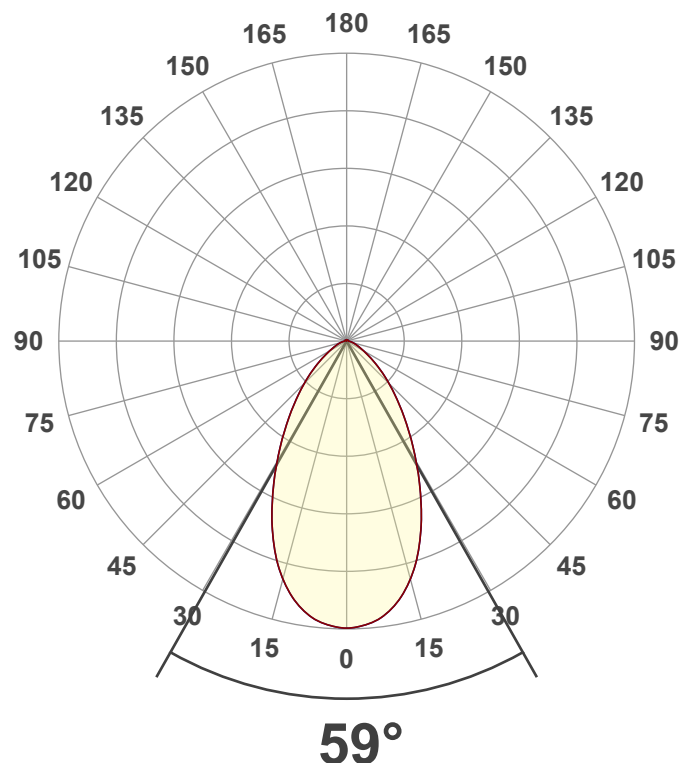
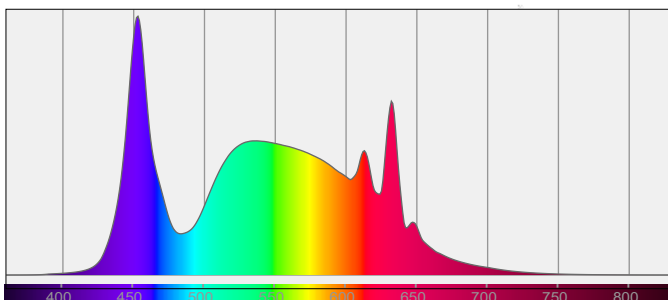
Product Name
Item No. and Manufacturer
Product Description (line 1)

810703-5700K
810703-5700K – Dutchfulfillment
LICHTLIJN MODULE | TITAN | 65-80W | 60° | CCT-SWITCH

Main Light Measurement Results

Output – Total Lumen (Up% / Down%)
Efficiency
Peak Intensity and Beam Angle
Correlated Color Temperature, Target/Measured
Color Rendering Index
Color Rendering TM30-18
Color Shift, CIE duv and MacAdam Steps
Flicker

12645 lm – 2,79% / 97,21%
174 lm/W
10350 cd – 59°
CCT = 5700 K / 5620 K
CRI 84,1
 R_f 83,8 – R_g 97,3
Duv 0,0065 – SDCM 8,8
SVM 0,01 – PstLM 0,01



Light Measurement Report

Print date: 8-9-2025

Measurement date and time: 8-9-2025 13:35:53 – Measurement no. VFR-250908-3028-MS

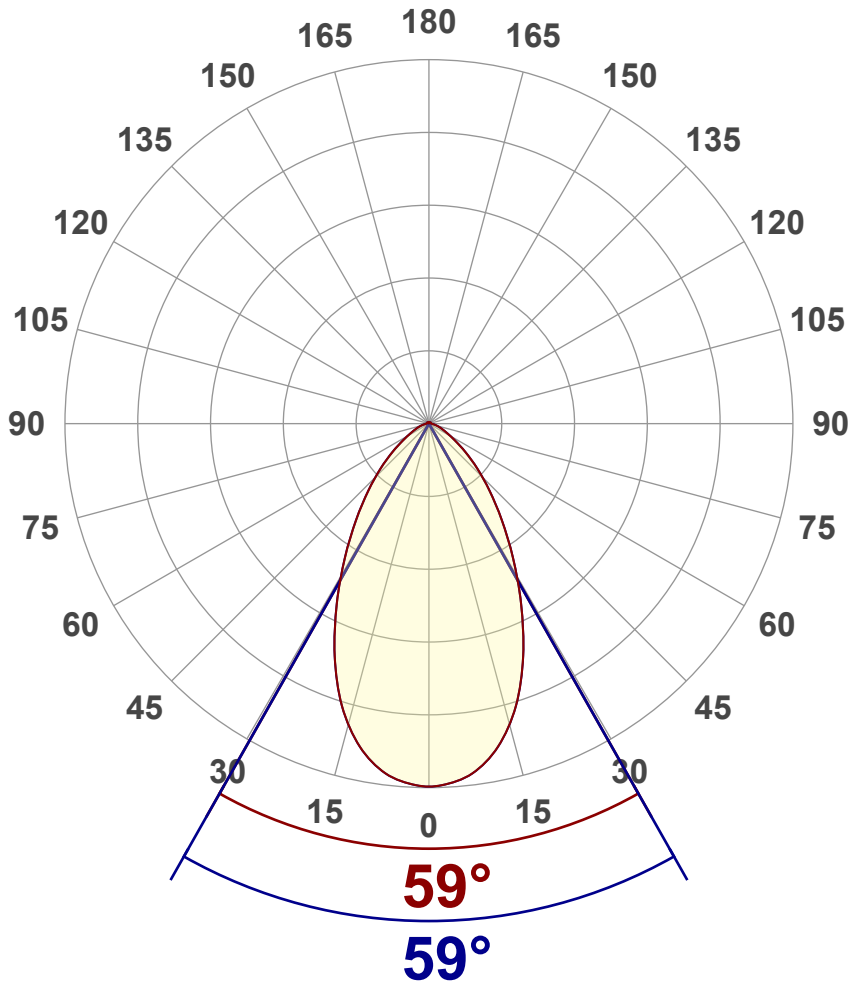
Measurement tracking No. and Link: [VT250908-004287](#)

Operator:



Luminous Intensity diagram

Unit: 0-100% of peak intensity



Main Values

Output (total Lumen)	12645 lm
Lumen Up% / Down%	2,79% / 97,21%
Peak Intensity	10350 cd
Beam Angle (50%)	59°
Beam Angle (90%)	59°
Beam Angle (10%)	59°

Cut-off Angle

Average 2,5%	148,4°
--------------	--------

Field Angle

Average 10%	110,7°
-------------	--------

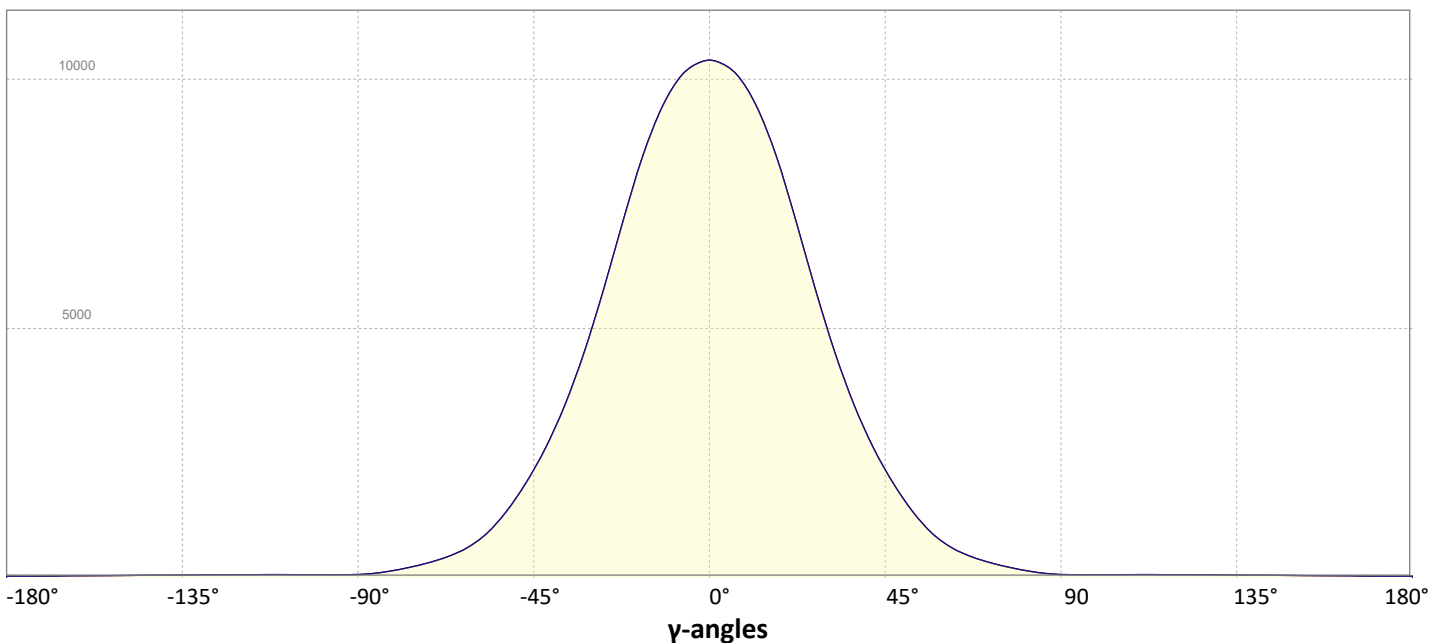
Intensity Ratio

In 120° cone	90,4%
In 90° cone	76,9%

C000-C180

C090-C270

Linear distribution diagram - Intensity (candela) vs γ -angle



Light Measurement Report

Print date: 8-9-2025

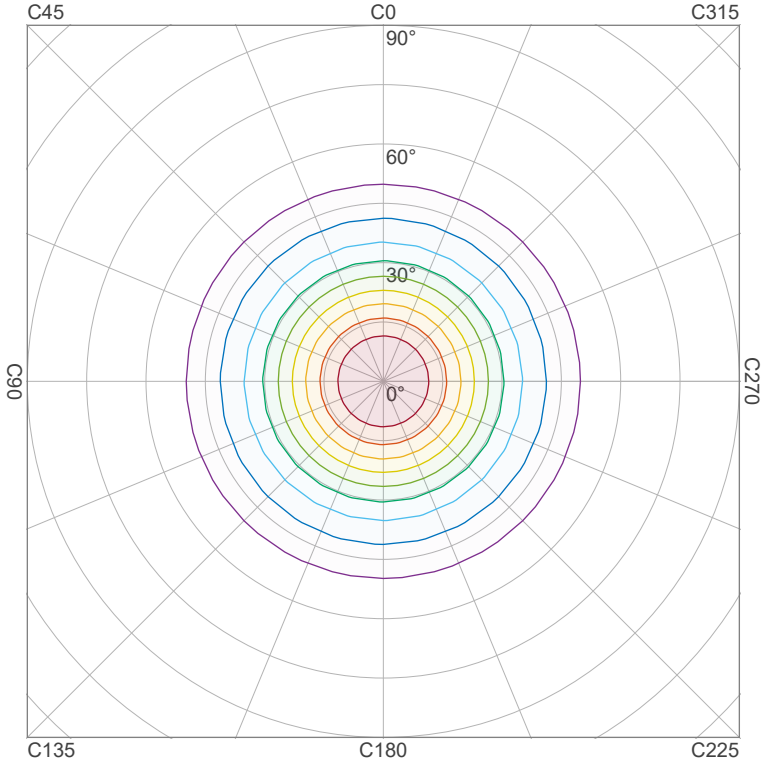
Measurement date and time: 8-9-2025 13:35:53 – Measurement no. VFR-250908-3028-MS

Measurement tracking No. and Link: [VT250908-004287](https://vt250908-004287)

Operator:



Iso-intensity Diagram (Iso-candela)

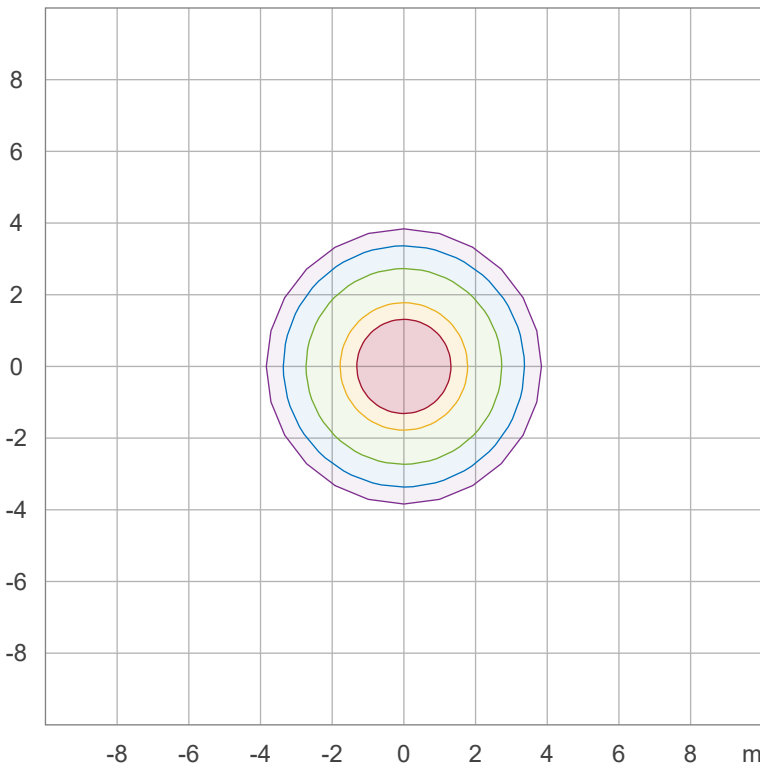


90 %	9314,9 cd
80 %	8279,9 cd
70 %	7244,9 cd
60 %	6209,9 cd
50 %	5174,9 cd
40 %	4140,0 cd
30 %	3105,0 cd
20 %	2070,0 cd
10 %	1035,0 cd

Peak intensity: 10349,9 cd

Number of c-planes: 12

Iso-illuminance Diagram (Iso-lux)



50,0 %	575,0 lx
30,0 %	345,0 lx
10,0 %	115,0 lx
5,0 %	57,5 lx
3,0 %	34,5 lx

Peak illuminance: 1150,0 lx

Mounting height: 3,0 m

Number of c-planes: 12

Light Measurement Report

Print date: 8-9-2025

Measurement date and time: 8-9-2025 13:35:53 – Measurement no. VFR-250908-3028-MS

Measurement tracking No. and Link: [VT250908-004287](https://www.viso-systems.com/VT250908-004287)

Operator:

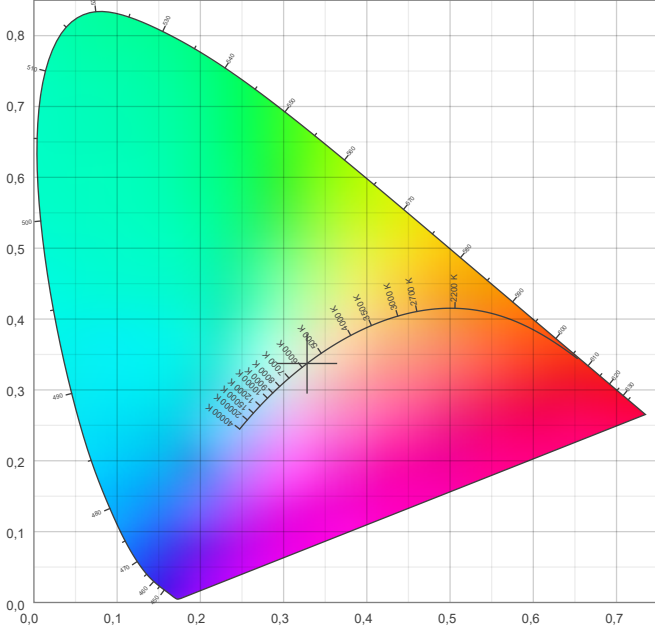


Color details

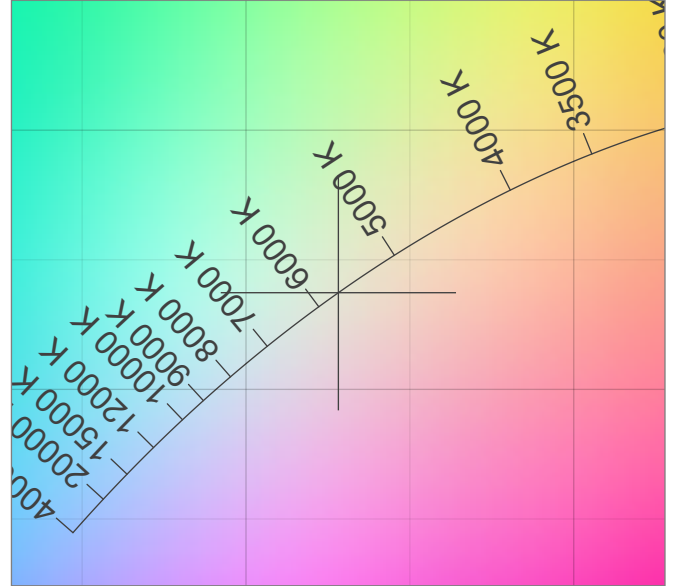
Correlated Color Temperature, Target CCT = 5700 K
 Correlated Color Temperature, Measured CCT = 5620 K
 Color Rendering Index CRI 84,1
 Color Rendering Index, R9 (red component) R9 = 35,7
 Color Rendering TM30-18 R_f 83,8 – R_g 97,3
 Color Quality Scale CQS = 83,2

MacAdam Steps SDCM = 8,8
 Color coordinates CIE 1931 (x;y) = (0,328;0,337)
 Color coordinate CIEs 1960 (u;v) = (0,205;0,317)
 Color deviation from BBL Duv = 0,0065
 Color coordinate CIEs 1976 (CIELUV) (u';v') = (0,205;0,475)

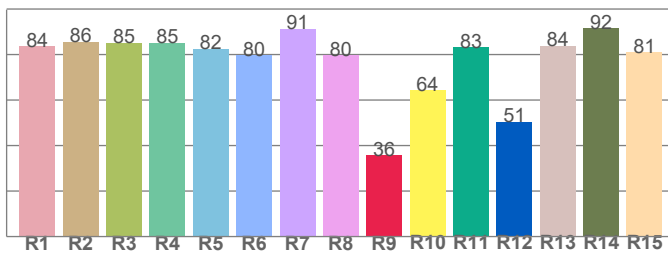
CIE 1931



CIE 1931 – zoomed on Planckian locus



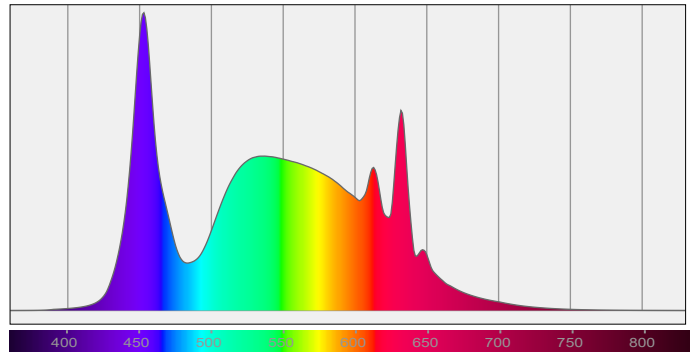
Color Rendering Index per reference color (CIE 1995)



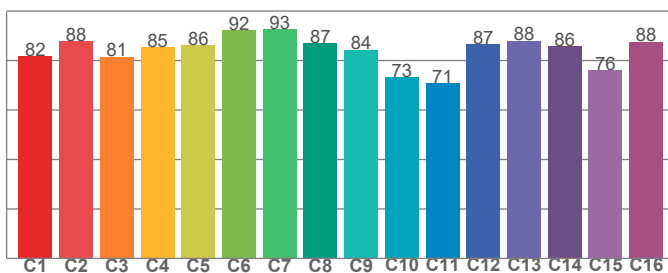
CRI R values, only R1-R8 are used to calculate final CRI value

R1	R2	R3	R4	R5	R6	R7	R8	R9	R10	R11	R12	R13	R14	R15
83,7	85,7	85,3	85,2	82,5	79,8	91,2	79,8	35,7	64,2	83,1	50,5	83,8	91,5	81,0

Spectral power distribution (SPD) / W/nm – 0-100%



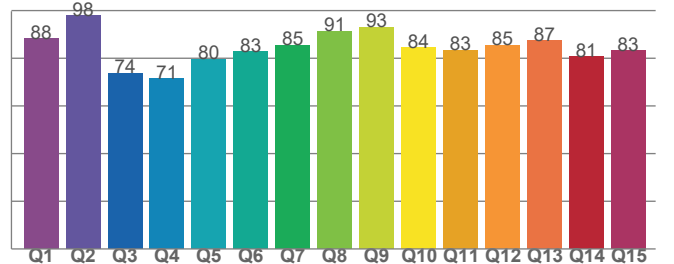
TM30-18 R_f-values per hue bin



TM30 C values, 16 binned values out of total of 99 C values

C1	C2	C3	C4	C5	C6	C7	C8	C9	C10	C11	C12	C13	C14	C15	C16
81,6	87,7	81,5	85,3	86,2	92,3	92,7	87,0	84,4	73,2	70,8	86,6	87,9	85,9	76,1	87,6

Color Quality Scale by reference color



CQS Q values

Q1	Q2	Q3	Q4	Q5	Q6	Q7	Q8	Q9	Q10	Q11	Q12	Q13	Q14	Q15
88,2	97,8	73,7	71,4	79,6	82,7	85,4	91,3	93,1	84,4	83,3	85,4	87,3	80,7	83,1

Light Measurement Report

Print date: 8-9-2025

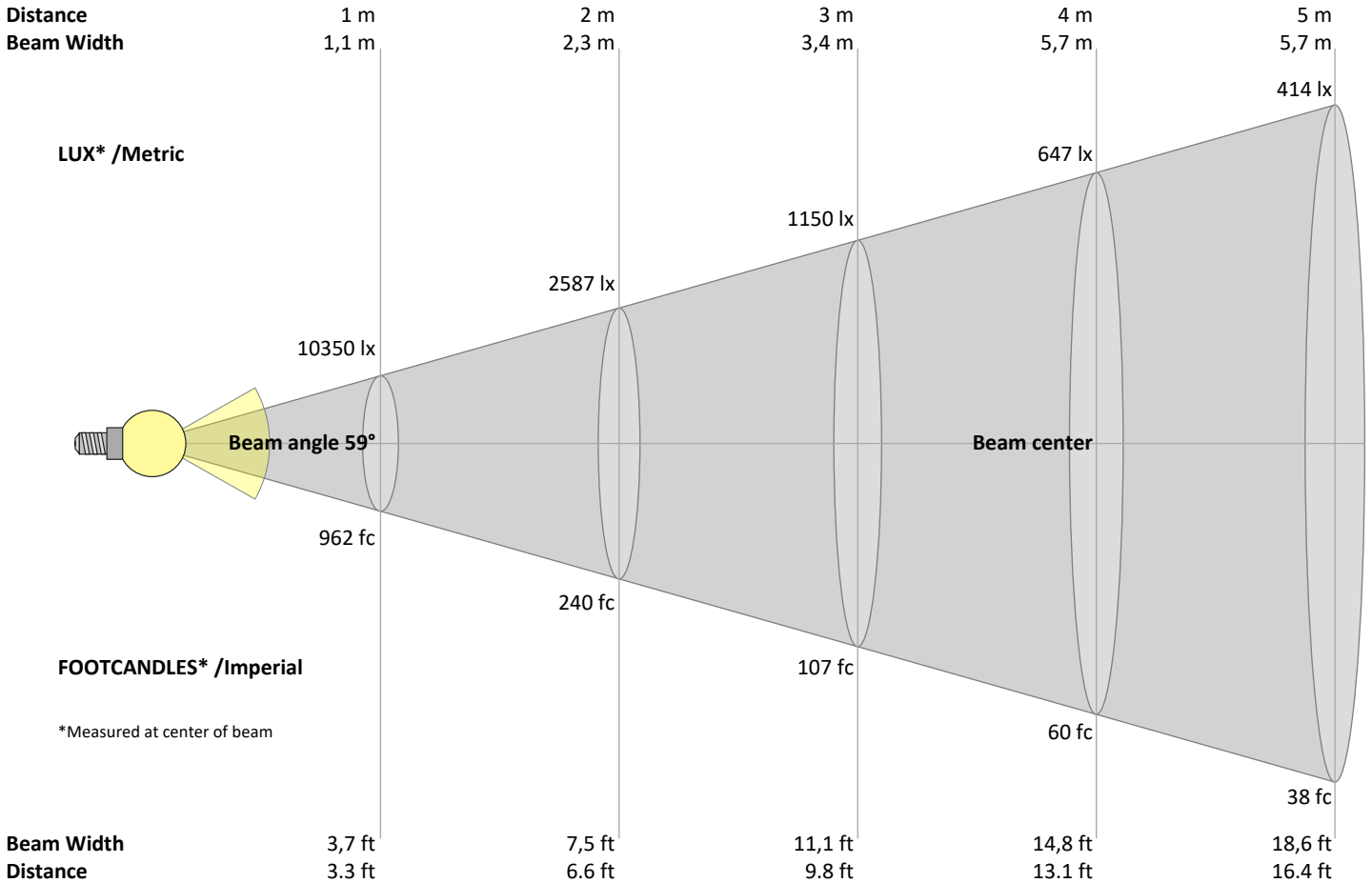
Measurement date and time: 8-9-2025 13:35:53 – Measurement no. VFR-250908-3028-MS

Measurement tracking No. and Link: [VT250908-004287](https://www.viso-systems.com/VT250908-004287)

Operator:



Beam Details



Beam intensities from 1 – 20 m

1	2	3	4	5	6	7	8	9	10	11	12	13	14	15	16	17	18	19	20	m
3,3	6,6	9,8	13,1	16,4	19,7	23	26,2	29,5	32,8	36,1	39,4	42,7	45,9	49,2	52,5	55,8	59,1	62,3	65,6	ft
10350	2587	1150	647	414	287	211	162	128	103	86	72	61	53	46	40	36	32	29	26	lux
961,5	240,4	106,8	60,1	38,5	26,7	19,6	15	11,9	9,6	7,9	6,7	5,7	4,9	4,3	3,8	3,3	3	2,7	2,4	fc

Intensities in 0° c-plane

0°	5°	10°	15°	20°	25°	30°	35°	40°	45°	50°	55°	60°	65°	70°	75°	80°	85°	90°	95°	γ
10,3K	10,2K	9,7K	8,9K	7,7K	6,4K	5,1K	3,9K	2,9K	2,2K	1,6K	1,1K	0,7K	0,5K	0,3K	0,2K	0,2K	0,1K	0,1K	0,1K	cd
100%	98%	94%	86%	74%	62%	49%	38%	28%	21%	15%	10%	7%	5%	3%	2%	2%	1%	1%	1%	of 0°val

Intensities in 90° c-plane

0°	5°	10°	15°	20°	25°	30°	35°	40°	45°	50°	55°	60°	65°	70°	75°	80°	85°	90°	95°	γ
10,3K	10,2K	9,7K	8,9K	7,7K	6,4K	5,1K	3,9K	2,9K	2,2K	1,6K	1,1K	0,7K	0,5K	0,3K	0,2K	0,2K	0,1K	0,1K	0,1K	cd
100%	98%	94%	86%	74%	62%	49%	38%	28%	21%	15%	10%	7%	5%	3%	2%	2%	1%	1%	1%	of 0°val

Intensities in 180° c-plane

0°	5°	10°	15°	20°	25°	30°	35°	40°	45°	50°	55°	60°	65°	70°	75°	80°	85°	90°	95°	γ
10,3K	10,2K	9,7K	8,9K	7,7K	6,4K	5,1K	3,9K	2,9K	2,2K	1,6K	1,1K	0,7K	0,5K	0,3K	0,2K	0,2K	0,1K	0,1K	0,1K	cd
100%	98%	94%	86%	74%	62%	49%	38%	28%	21%	15%	10%	7%	5%	3%	2%	2%	1%	1%	1%	of 0°val

Intensities in 270° c-plane

0°	5°	10°	15°	20°	25°	30°	35°	40°	45°	50°	55°	60°	65°	70°	75°	80°	85°	90°	95°	γ
10,3K	10,2K	9,7K	8,9K	7,7K	6,4K	5,1K	3,9K	2,9K	2,2K	1,6K	1,1K	0,7K	0,5K	0,3K	0,2K	0,2K	0,1K	0,1K	0,1K	cd
100%	98%	94%	86%	74%	62%	49%	38%	28%	21%	15%	10%	7%	5%	3%	2%	2%	1%	1%	1%	of 0°val

Light Measurement Report

Print date: 8-9-2025

Measurement date and time: 8-9-2025 13:35:53 – Measurement no. VFR-250908-3028-MS

Measurement tracking No. and Link: [VT250908-004287](#)

Operator:



Light Planning – UGR table

Uncorrected, comprehensive UGR table according to 117-1995

Reflectances		70	70	50	50	30	70	70	50	50	30
	ρ Ceiling	70	70	50	50	30	70	70	50	50	30
	ρ Walls	50	30	50	30	30	50	30	50	30	30
	ρ Floor	20	20	20	20	20	20	20	20	20	20
Room size		Viewed Crosswise					Viewed Endwise				
H = mounting height above eye level		(Viewing direction orthogonal to lamp length axis)					(Viewing direction parallel to lamp length axis)				
X	Y										
2H	2H	21,1	22,0	21,3	22,3	22,6	21,3	22,2	21,5	22,5	22,7
	3H	21,4	22,4	21,9	22,7	22,9	21,6	22,6	22,1	22,9	23,1
	4H	21,6	22,5	22,0	22,8	23,1	21,9	22,8	22,3	23,0	23,3
	6H	21,8	22,6	22,2	22,9	23,3	22,1	22,9	22,5	23,2	23,6
	8H	21,9	22,6	22,2	23,0	23,4	22,2	22,9	22,6	23,3	23,7
	12H	21,9	22,6	22,3	23,0	23,5	22,3	23,0	22,7	23,4	23,8
4H	2H	21,2	22,1	21,6	22,4	22,7	21,3	22,2	21,8	22,5	22,8
	3H	21,8	22,5	22,2	22,9	23,4	22,0	22,7	22,4	23,1	23,6
	4H	22,0	22,7	22,5	23,1	23,7	22,2	22,9	22,7	23,4	23,9
	6H	22,2	22,9	22,8	23,3	23,7	22,5	23,2	23,1	23,6	24,0
	8H	22,3	22,9	22,9	23,3	23,8	22,7	23,3	23,2	23,7	24,1
	12H	22,4	22,9	22,9	23,4	23,9	22,8	23,3	23,3	23,7	24,3
8H	4H	22,1	22,7	22,6	23,1	23,5	22,3	22,9	22,8	23,3	23,7
	6H	22,4	22,9	23,0	23,4	23,9	22,7	23,1	23,2	23,6	24,2
	8H	22,6	23,0	23,2	23,5	24,2	23,0	23,3	23,5	23,9	24,5
	12H	22,8	23,1	23,4	23,6	24,3	23,2	23,5	23,8	24,0	24,7
12H	4H	22,0	22,5	22,6	23,0	23,5	22,3	22,8	22,8	23,2	23,7
	6H	22,5	22,8	23,0	23,4	24,1	22,8	23,1	23,3	23,7	24,3
	8H	22,7	23,0	23,3	23,5	24,2	23,0	23,3	23,6	23,8	24,5

Variations with the observer position for the luminaire spacings, S:

S = 1.0H	0,5 / -0,7	0,5 / -0,6
S = 1.5H	1,4 / -1,3	1,3 / -1,2
S = 2.0H	2,5 / -1,9	2,3 / -1,8

Coefficients of Utilization

Ceiling reflectance	80			70			50			30			10			0		
Wall reflectance	70	50	30	10	70	50	30	10	50	30	10	50	30	10	50	30	10	0
Floor reflectance	20	20	20	20	20	20	20	20	20	20	20	20	20	20	20	20	20	0
RCR	(RCR: Room Cavity Ratio)																	
	Room Values are expressed as percentage of Lumen delivered to the task surface																	
0	118	118	118	118	115	115	115	115	110	110	104	104	104	99	99	99	97	97
1	111	107	104	101	108	105	102	99	100	98	96	96	94	93	92	91	89	87
2	104	98	92	88	101	95	91	87	92	88	84	88	85	82	85	82	80	78
3	97	89	83	78	94	87	81	77	84	79	75	81	77	74	78	75	72	70
4	91	81	75	69	88	80	74	69	77	72	68	75	70	66	73	69	65	63
5	85	75	68	62	83	74	67	62	71	66	61	69	64	60	67	63	60	58
6	80	69	62	57	78	68	61	56	66	60	56	64	59	55	63	58	55	53
7	75	64	57	52	73	63	56	52	62	56	51	60	55	51	59	54	50	49
8	71	60	53	48	69	59	52	48	57	51	47	56	51	47	55	50	46	45
9	67	56	49	44	66	55	49	44	54	48	44	53	47	43	52	47	43	42
10	63	52	46	41	62	52	45	41	51	45	41	50	44	40	49	44	40	39

Light Measurement Report

Print date: 8-9-2025

Measurement date and time: 8-9-2025 13:35:53 – Measurement no. VFR-250908-3028-MS

Measurement tracking No. and Link: [VT250908-004287](#)

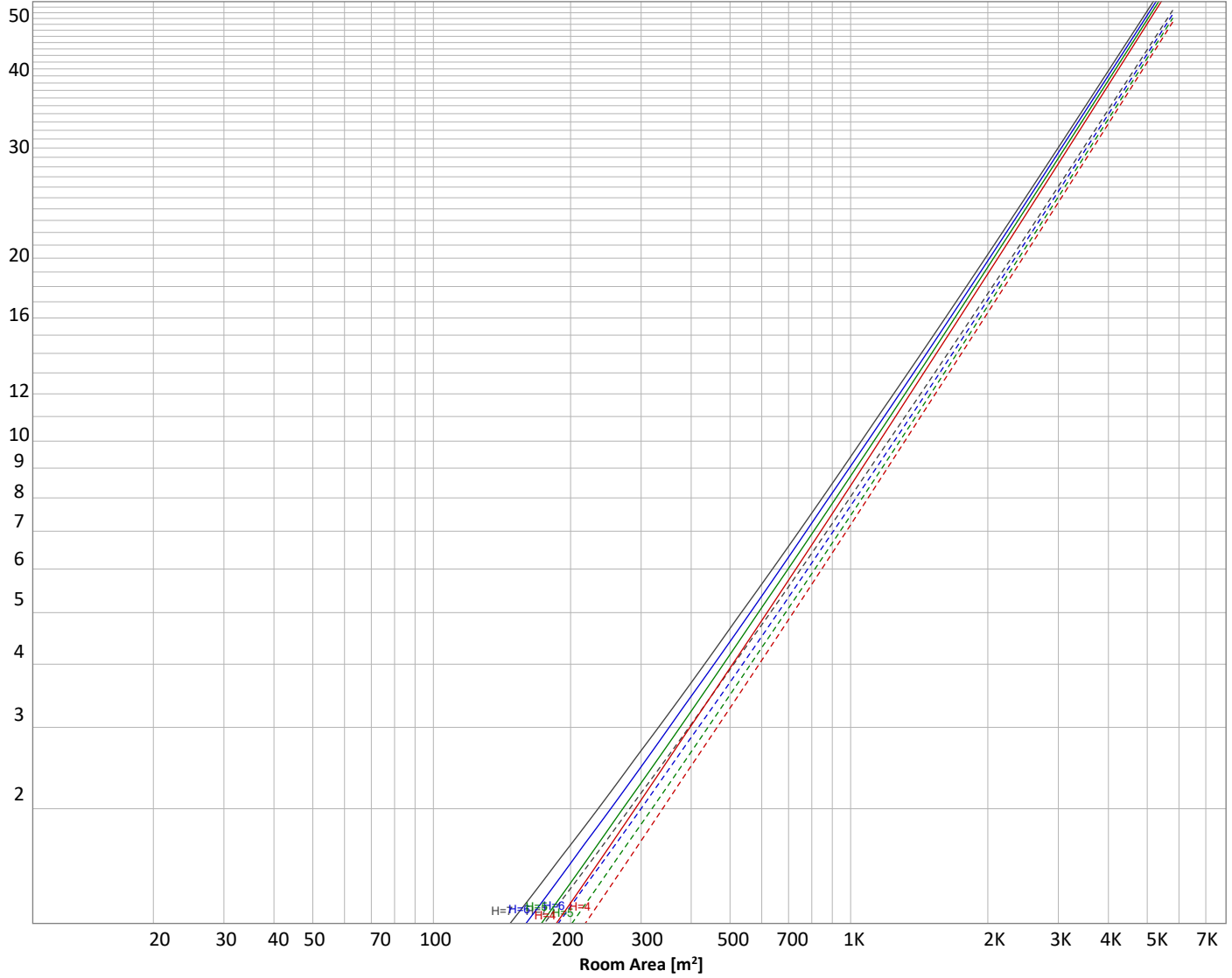
Operator:



Luminaire budgetary diagram

Uncorrected, comprehensive UGR table according to 117-1995

LAMPS (number of lamps)



Conditions

H = Room height	Flux = 12645 lm			
H _{down} = Lamp distance from ceiling =	0.00 m		ρ(%)	
H _{work} = Work area height from floor =	0.00 m		Ceiling reflectance	Wall reflectance
E _{work} = Average lux on work area =	100 lx		50	30
				Floor reflectance
				20

Zonal Lumen Summary

0°-10°	10°-20°	20°-30°	30°-40°	40°-50°	50°-60°	60°-70°	70°-80°	80°-90°
963 lm	2484 lm	2915 lm	2432 lm	1681 lm	957 lm	493 lm	258 lm	110 lm
90°-100°	100°-110°	110°-120°	120°-130°	130°-140°	140°-150°	150°-160°	160°-170°	170°-180°
66,6 lm	65,7 lm	62,2 lm	52,9 lm	41,5 lm	30,8 lm	19,4 lm	10,3 lm	2,99 lm

Light Measurement Report

Print date: 8-9-2025

Measurement date and time: 8-9-2025 13:35:53 – Measurement no. VFR-250908-3028-MS

Measurement tracking No. and Link: [VT250908-004287](#)

Operator:



Outdoor Light Planning

Lumen per Zone

Zone (γ)	Lumen	% Total
0-10°	{LUM00-10} lm	#VALUE!
10-20°	{LUM10-20} lm	#VALUE!
20-30°	{LUM20-30} lm	#VALUE!
30-40°	{LUM30-40} lm	#VALUE!
40-50°	{LUM40-50} lm	#VALUE!
50-60°	{LUM50-60} lm	#VALUE!
60-70°	{LUM60-70} lm	#VALUE!
70-80°	{LUM70-80} lm	#VALUE!
80-90°	{LUM80-90} lm	#VALUE!
90-100°	{LUM90-100} lm	#VALUE!
100-110°	{LUM100-110} lm	#VALUE!
110-120°	{LUM110-120} lm	#VALUE!
120-130°	{LUM120-130} lm	#VALUE!
130-140°	{LUM130-140} lm	#VALUE!
140-150°	{LUM140-150} lm	#VALUE!
150-160°	{LUM150-160} lm	#VALUE!
160-170°	{LUM160-170} lm	#VALUE!
170-180°	{LUM170-180} lm	#VALUE!
Total	0 lm	#VALUE!

Intensity peaks

Max intensity	{PEAK} cd
Intensity, 90°	{INT90} cd
Intensity, 0°	{INT0} cd

Zonal Lumen summary

Zone (γ)	Lumen	% Total
0-30°	{LUM00-30} lm	#VALUE!
0-40°	{LUM00-40} lm	#VALUE!
0-60°	{LUM00-60} lm	#VALUE!
60-90°	{LUM60-90} lm	#VALUE!
70-100°	{LUM70-100} lm	#VALUE!
90-120°	{LUM90-120} lm	#VALUE!
0-90°	{LUM00-90} lm	#VALUE!
90-180°	{LUM90-180} lm	#VALUE!
0-180°	{LUM00-180} lm	#VALUE!

BUG rating

	Lumen	% Total
Forward light		
Low(0-30°)	{BUG0} lm	#VALUE!
Medium(30-60°)	{BUG1} lm	#VALUE!
High(60-80°)	{BUG2} lm	#VALUE!
Very high(80-90°)	{BUG3} lm	#VALUE!

Back light

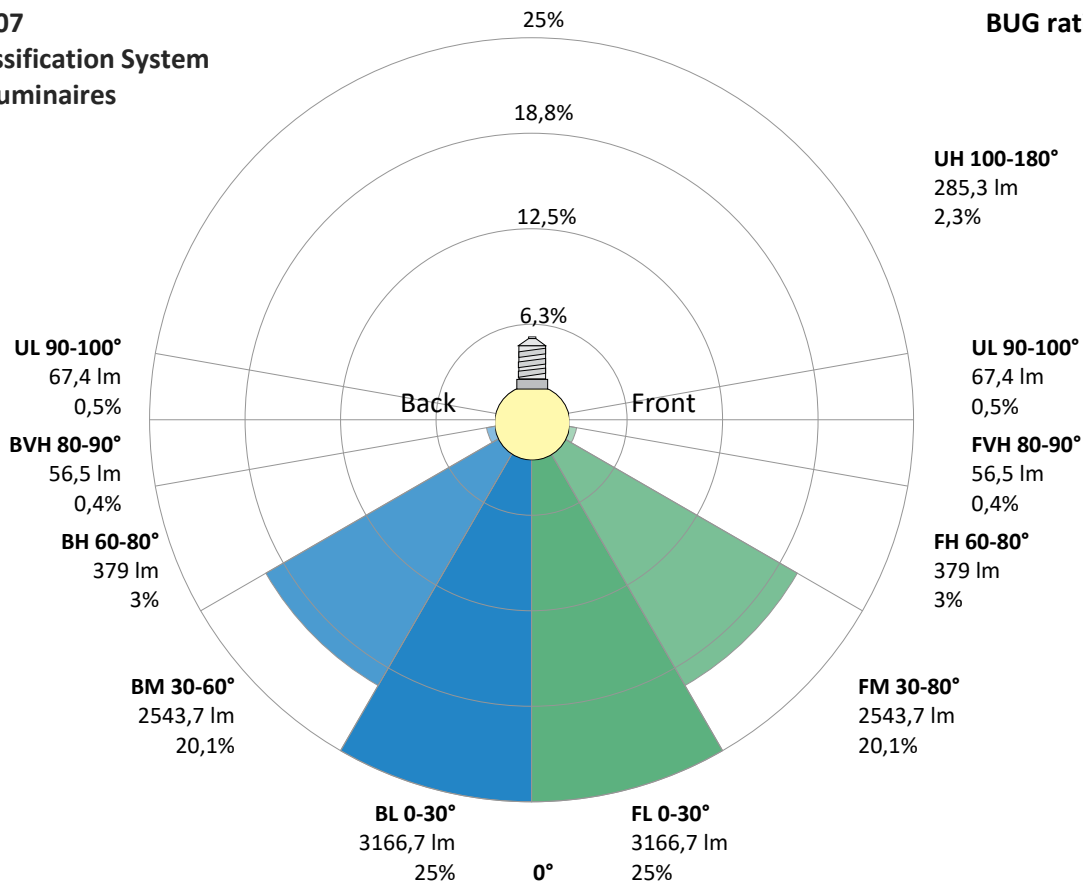
Low(0-30°)	{BUG4} lm	#VALUE!
Medium(30-60°)	{BUG5} lm	#VALUE!
High(60-80°)	{BUG6} lm	#VALUE!
Very high(80-90°)	{BUG7} lm	#VALUE!

Uplight

Low(90-100°)	{BUG8} lm	#VALUE!
High(100-180°)	{BUG9} lm	#VALUE!

IESNA TM-15-07 Luminaire Classification System For Outdoor Luminaires

BUG rating B4 U3 G1



Light Measurement Report

Print date: 8-9-2025

Measurement date and time: 8-9-2025 13:35:53 – Measurement no. VFR-250908-3028-MS

Measurement tracking No. and Link: [VT250908-004287](#)

Operator:

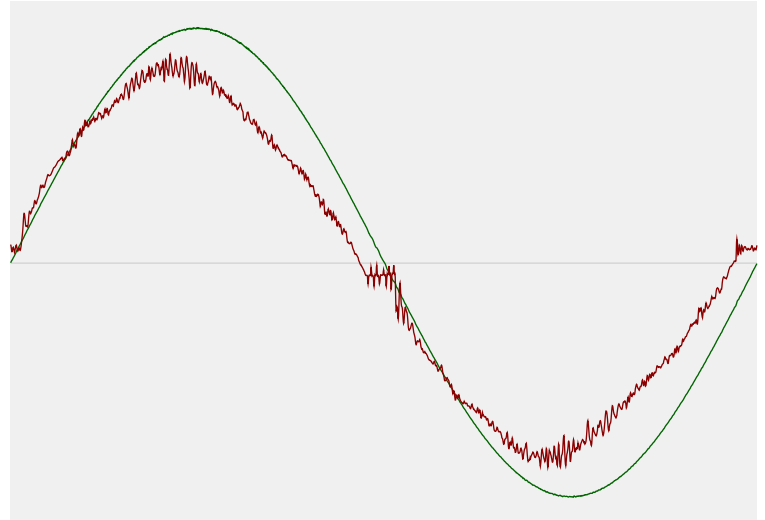


Power Details

Input Power

Power feed to light source	72,7 W
Frequency of input power	50 Hz
RMS Input voltage feed, V_{RMS}	230 V
RMS Input current feed, I_{RMS}	0,321 A
Volt-Ampere or apparent power = $V_{RMS} * I_{RMS}$	73,93 VA
Displacement factor of AC power feed	0,98
Power factor of AC current feed	0,98
Total harmonic distortion of the current	5,97%
Total harmonic distortion of the voltage	0,07%

Input Power Curve



Efficiency

Radiated power efficiency	52,7%
Lumen efficiency	174 lm/W

Stabilization Details

Warmup Conditions

Stable period	15 min
Stable change max	2,0%
Minimum time	15 min

Color Temperature Change

CCT start	5699 K
CCT shift	+1 K
CCT end	5700 K

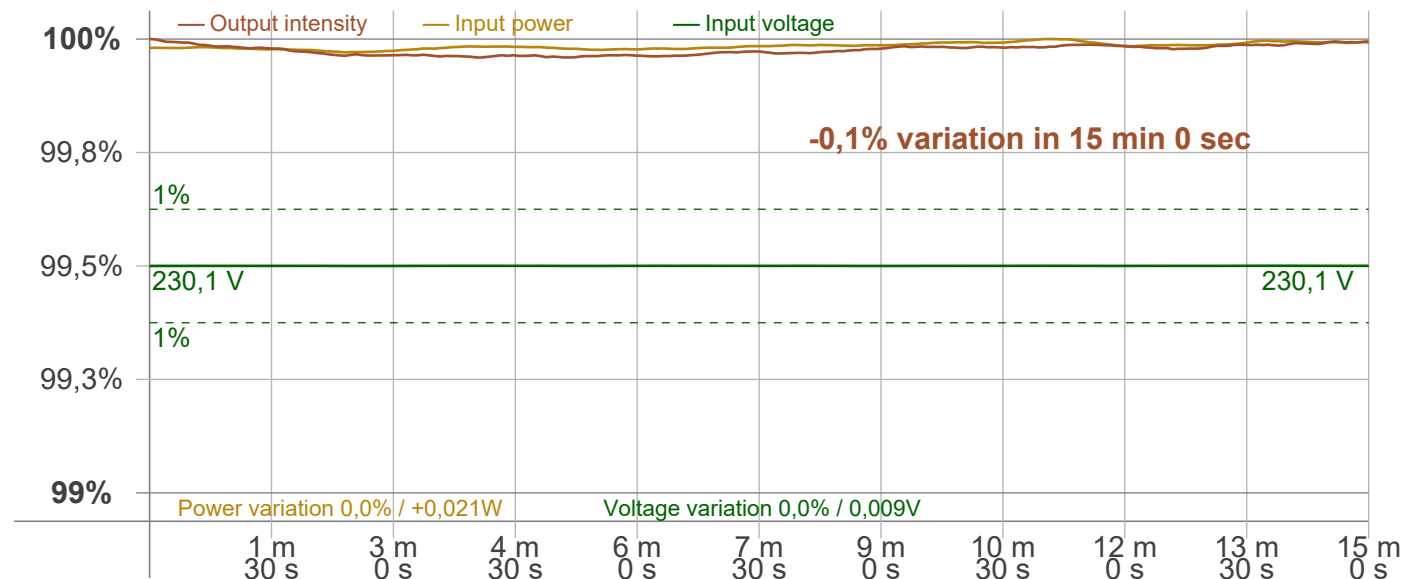
Warmup Result

Total warmup time	Lamp stabilized in 15 min 0 sec
Warmup variation	-0,1%

Output Change

Output start	12646 lm
Output change	-1 lm
Output end	12645 lm

Stabilization Curve



Light Measurement Report

Print date: 8-9-2025

Measurement date and time: 8-9-2025 13:35:53 – Measurement no. VFR-250908-3028-MS

Measurement tracking No. and Link: [VT250908-004287](https://www.viso-systems.com/VT250908-004287)

Operator:



Flicker /TLA details

Flicker Meter Type: Viso Systems LabFlicker
 Frequency of input power: 50 Hz
 Flicker/TLA sample rate: 20000 samples/s

Measurement time
 PstLM: 180 sec
 All other indices: 1,2 sec

Flicker indices according to Illuminating Engineering Society (IES)

Flicker frequency: 99,01 Hz
 Percent Flicker: 0,17 %
 Flicker index: 0

Flicker indices according to California Energy Commission (CEC) 2016b

JA8/10 40 Hz: 0,01 %
 JA8/10 90 Hz: 0,01 %
 JA8/10 200 Hz: 0,14 %
 JA8/10 400 Hz: 0,14 %
 JA8/10 1000 Hz: 0,15 %

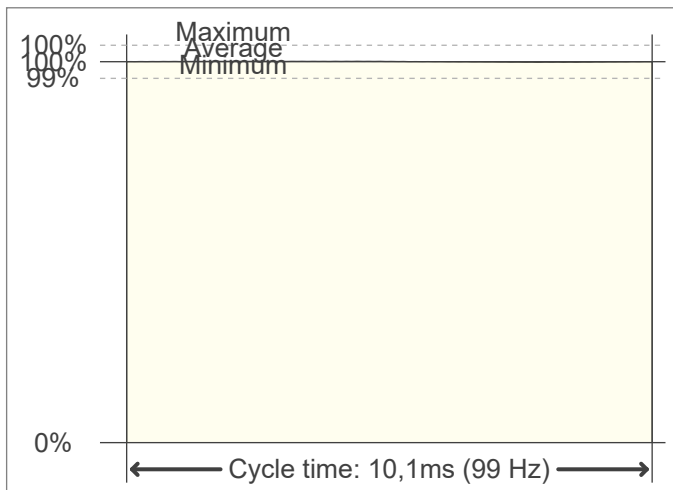
TLA indices (re IEC TR 61547-1, IEC 61000-3-3 and IEC 61000-4-15)

PstLM value (F < 80 Hz): 0,01
 SVM value (80 < F < 2000 Hz): 0,01

Flicker indices according to Lighting Research Center (2015)

Perception metric, Assist Mp: 0,01

Flicker frame (frame of one flicker period in time domain)



Flicker FFT (flicker curve in frequency domain)



IEEE 1789 Frequency/modulation plot

